



APS Statistics

at a glance
2013

Published by the Alaska Commission on Postsecondary Education

Now in its second year, the Alaska Performance Scholarship is an invitation to excellence for Alaska students and schools. The merit-based scholarship provides an opportunity for eligible students to annually receive between \$2,378 and \$4,755 toward full-time postsecondary studies at qualifying Alaska institutions. Over 4,600 high school graduates from the classes of AY11 and AY12 have met the requirements to become APS eligible, and 1,888 have gone on to make use of the scholarship.

\$8,687,164
Total dollars awarded

1,888 Individuals Receiving

Cumulative data for AY11 and AY12 graduates.

Who is receiving the APS?

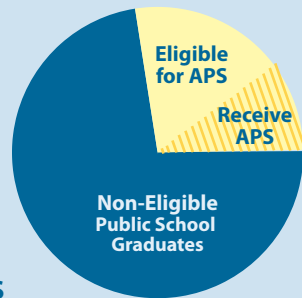
27.2%

of public school grads are eligible for APS

— and, of those, —

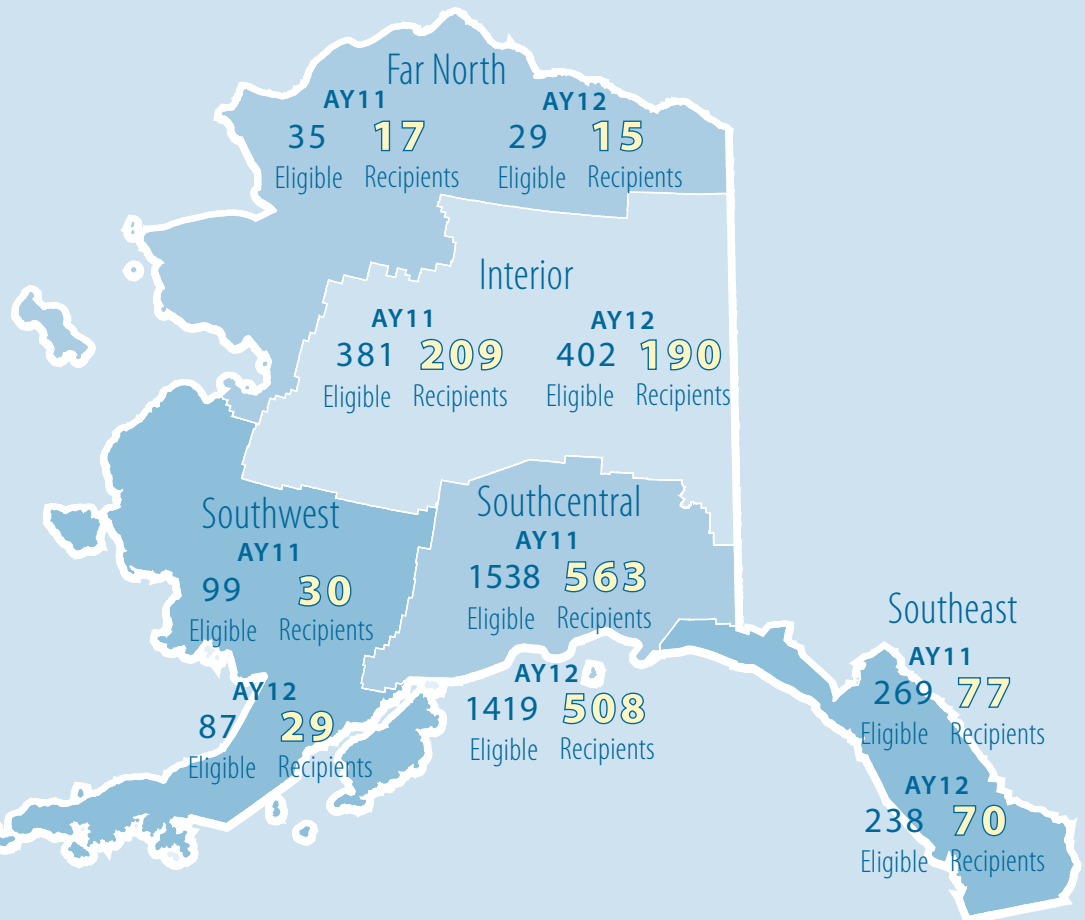
37.3%

currently receive the APS



Data for AY12 public school graduates.

Where do they come from?



APS.alaska.gov

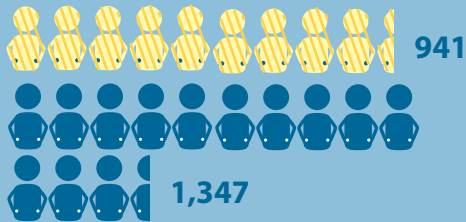
Read the 2013 APS Outcomes Report at:
<http://acpe.alaska.gov/Portals/0/APS/Pubs/APSOutcomesReport2013.pdf>




Where are they going?

Graduates' attending Postsecondary Fall 2012

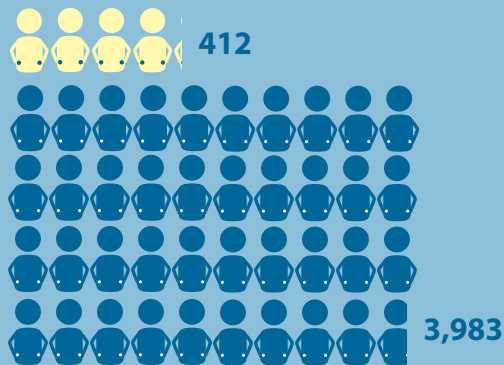
In Alaska



Outside of Alaska



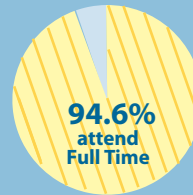
Not Attending or Not Found



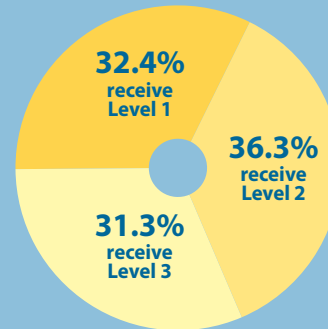
= APS Recipient = APS Eligible = Not Eligible for the APS

Data for AY12 public school graduates.

How are they using the APS?



Data for AY12 public school graduates.



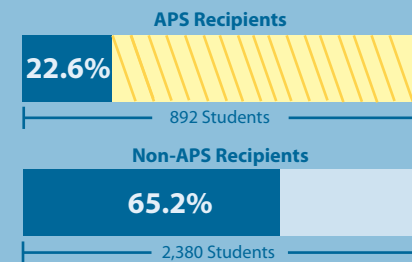
Data for AY12 public school graduates.

“ My family is so very grateful for the APS. I worked hard to earn it and it will be definitely be put to good use. We are thrilled to know that funding was made available to continue with APS program, as my younger sister is now working hard to earn it, too. Thank you! ”

– APS Recipient

How are they doing?

UA Students Taking Preparatory Courses



“ I definitely knew I would be going to school once I got the scholarship. If I didn't receive the scholarship, I most likely wouldn't be attending college because I just don't have the money for it. ”

– APS Recipient



On average APS Recipients attempt **2.7 MORE** credit hours per semester and take **2 FEWER** preparatory hours than other UA First-Time Freshmen

Data for AY12 public school graduates.

[APS.alaska.gov](http://aps.alaska.gov)

Read the 2013 APS Outcomes Report at:
<http://acpe.alaska.gov/Portals/0/APS/Pubs/APSOutcomesReport2013.pdf>