

Fall 2021-2023

Alaska Commission on
Postsecondary Education



ALASKA
PERFORMANCE
SCHOLARSHIP

2024
Outcomes
REPORT



Alaska
Commission on
Postsecondary
Education

Prepared By:

Resource Data, Inc
 resource
data

Prepared For:

Alaska Commission on
Postsecondary Education
acpe.alaska.gov

Respectfully Provided By:

Alaska Commission on Postsecondary Education (ACPE)
Alaska Department of Education and Early Development (DEED)
Alaska Department of Labor and Workforce Development (DOLWD)
University of Alaska (UA)



Alaska Commission on
Postsecondary Education

ALASKA PERFORMANCE SCHOLARSHIP

2024 Outcomes Report



*Auxiliary aids and services
available upon request
to individuals with disabilities.*

Published January, 2024

Version 1/22/2024 10:00 AM

Design & Layout by Kierstin Keller,
ACPE Publications Specialist

Table of Contents

i List of Exhibits

1 Executive Summary

- 8. APS Eligibility & Use
- 8. High School Outcomes
- 8. Alaska Residency & Workforce Outcomes

2 APS Eligibility Definitions & Requirements

- 2. Definitions Used in Report
- 3. Eligibility Requirements

3 APS Awards

4 APS Eligible Recipients & Graduates

- 4. APS Eligibility
- 5. Eligibility by Award Type
- 6. Eligibility by Region
- 7. Eligibility by Race/Ethnicity

8 APS Use by Eligible Students

- 8. APS Use
- 9. By Region
- 9. By Race/Ethnicity

11 Fall 2023 Survey (APS Eligible Students)

- 11. Awareness of the APS Award
- 12. Influence of APS on Decisions
 - 12. Influence on High School Decisions
 - 13. Influence on Postsecondary Decisions
- 14. Reasons Students Did Not Use the APS
- 15. Comments about APS
 - 15. Positive Feedback (Overall)

- 15. Positive Feedback (Stay in Alaska)
- 16. Award Notification & Fulfillment
- 16. Award Promotion & Awareness
- 17. Award Eligibility Standards
- 17. Award Levels & Amounts
- 17. Award Use Out of State
- 18. In-State Limitations
- 18. Other Suggestions

18 APS & Postsecondary Outcomes

- 19. APS Recipients at University of Alaska (UA)
 - 19. Need for Developmental Coursework
 - 19. Credit Completion
- 20. Persistence
- 20. Completion Rates

22 APS & Alaska Residency Outcomes

23 APS Recipients in the Alaska Workforce

26 Appendix A: Methodology

27 Appendix B: School District Data

29 Appendix C: Verbatim Survey Results

32 Appendix D: Region Mapping

32 Appendix E: Graduating Class 2020 and 2021

List of Exhibits

- 3** **EXHIBIT 1:** APS Eligibility Requirements
- 4** **EXHIBIT 2:** APS Total Dollars Awarded & Recipients, FY2012 - FY2024
- 4** **EXHIBIT 3:** Trend of APS Total Dollars Awarded (Millions) & Recipients (Thousands), FY2012 - FY2024
- 5** **EXHIBIT 4:** Percent of Public High School Graduates Eligible for APS by Graduating Class, 2011-2023
- 5** **EXHIBIT 5:** Public High School APS Eligibility by Graduating Class and Level, 2011-2023
- 6** **EXHIBIT 6:** Public High School APS Eligibility by Graduating Class and Level as a Percentage of Total Graduates Eligible, 2011-2023
- 6** **EXHIBIT 7:** Public High School Graduate APS Eligibility Rates by Region (2019-2023) and change from 2022-2023
- 7** **EXHIBIT 8:** Class of 2023 Public High School Eligibility Rates by Race/Ethnicity
- 7** **EXHIBIT 9:** Public High School APS Eligibility Rates by Race/Ethnicity, 2020-2023
- 8** **EXHIBIT 10:** Percentage of Public APS Eligible Graduates Using APS in the Fall after High School Graduation, 2011-2023
- 8** **EXHIBIT 11:** Percent of Public APS-Eligible Graduates Using APS the Fall After High School Graduation vs. Using APS Ever, 2011-2023
- 9** **EXHIBIT 12:** Percent of APS Eligible Students Using APS in the Fall after High School Graduation by Region (2023), and change from 2022-2023
- 10** **EXHIBIT 13:** Percent of APS Eligible Students Using APS in the Fall after High School Graduation by Race/Ethnicity, 2021-2023
- 10** **EXHIBIT 14:** Class of 2023 Public High School Graduates by Race/Ethnicity: All Graduates, APS Eligible Graduates, and Recipients
- 11** **EXHIBIT 15:** Class of 2023 APS Survey: The Alaska Performance Scholarship is a scholarship program offered to Alaska high school graduates with qualifying GPA and test scores. Which of the following best describes you?
- 12** **EXHIBIT 16:** Class of 2023 APS Survey: Due to APS availability, how likely were you to do any of the following in high school?
- 13** **EXHIBIT 17:** Class of 2023 APS Survey: How much of an influence was the APS in the following decisions?
- 14** **EXHIBIT 18:** Class of 2023 APS Survey: Which of the following factors influenced your decision to not use the APS this academic year? (Select all that apply.)
- 15** **EXHIBIT 19:** Class of 2022 APS Survey: Comments
- 18** **EXHIBIT 20:** APS Recipients Attending Postsecondary in Alaska by Institution, FY2017-FY2023 and Preliminary FY2024
- 19** **EXHIBIT 21:** Percent of Enrolled First-Time Freshmen at UA from the Class of 2023 Needing Developmental Coursework, Fall 2023
- 19** **EXHIBIT 22:** Average Credit Hours Attempted and Completed, High School Class of 2022
- 19** **EXHIBIT 23:** Average Credit Hours Attempted and Completed, High School Class of 2015-2022
- 20** **EXHIBIT 24:** Percent of First-Time Freshman at UA Who Persisted into a Second Year, 2016-2021
- 21** **EXHIBIT 25:** Percent First-Time, Full-Time Freshman Six Year Graduation Rates by Type of Degree and Entering Fall Year, 2012-2017
- 21** **EXHIBIT 26:** Percent of First-Time, Full-Time Freshmen Three-Year Graduation Rate for Two-Year or Less Programs by Entering Fall, 2012-2020
- 22** **EXHIBIT 27:** Percent Recent Alaska High School Graduates Entering UA by Degree Level Sought, Class of 2023
- 23** **EXHIBIT 28:** Percentage of Alaska High School Graduates Who Reside in Alaska, by Class and APS Eligibility Status, Classes of 2011-2023
- 23** **EXHIBIT 29:** Average Annual Wages 6 Years after Graduation by APS Eligibility Status, Classes of 2015, 2016 and 2017
- 24** **EXHIBIT 30:** Percent of Graduates Employed in Alaska 6 Years after Graduation by APS Eligibility Status, Classes of 2015, 2016 and 2017
- 25** **EXHIBIT 31:** Top Occupations in Alaska among High School Graduates in FY2024 by APS Eligibility Status, Classes of 2015-2017 Combined
- 32** **EXHIBIT 32:** Percent of Non-APS and APS Using Freshmen Needing Developmental Coursework during Fall Entry, 2011-2023
- 32** **EXHIBIT 33:** Percent of Non-APS and APS Using Freshmen Credit Completion Rates, 2011-2023
- 32** **EXHIBIT 34:** Percent of Non-APS and APS Using Freshmen Retained, 2011-2023

Executive Summary

Since 2011, the Alaska Performance Scholarship (APS) has provided **\$112 MILLION** in scholarships to Alaska students who do well in high school. This financial support aims to assist with the expenses of in-state postsecondary education. The APS focuses on four main goals:



- 1 Students perform well in high school.**
- 2 Students get ready for college or training.**
- 3 Students do well in college.**
- 4 High-achieving students continue to live in Alaska.**

APS ELIGIBILITY & USE

The **APS eligibility rate for the class of 2023 was 17%. This replicated the program's lowest rate of eligibility seen in 2022.** From 2014 to 2019, APS eligibility rates consistently decreased, with a temporary rise in 2020 and 2021 due to the suspension of standardized testing requirements in response to the COVID-19 pandemic. The reintroduction of these requirements in 2022 likely contributed to the significant decline in eligibility for the class of 2022 and 2023.

Eligibility

17%

Award Use

33%

Not Wanting to Attend Post-secondary School in Alaska

50%

The **usage of the APS award among class of 2023 APS-eligible students sharply increased to 33%, a 50% increase over the class of 2022.** This is the first time since 2016 that APS usage rates in the fall after high school graduation have increased.

According to the 2023 APS-eligible student survey, **the most common reason for not using APS this academic year was a lack of interest in attending college or a vocational/technical school in Alaska**, cited by **50%** of eligible students who did not use the award. The second most prevalent reason, mentioned by **30%** of eligible students who abstained, was having already decided on a different school outside of Alaska when they became aware of their APS eligibility.

HIGH SCHOOL OUTCOMES

In the class of 2023 APS-eligible survey, **78% indicated that APS increased their likelihood of taking placement exams** (SAT, ACT, or WorkKeys). This included **55%** who stated that the program significantly heightened their probability of taking these exams.

Eligible students also conveyed that APS had an impact on their academic performance. **71% mentioned that the program made them more inclined to achieve better grades in high school**, while **62%** stated that it increased their likelihood of enrolling in challenging courses.

APS as a Motivator: Placement Tests

78%

APS as a Motivator: Better Grades

71%

Preparedness

98%

Persistence

78%

Completions

51%

POSTSECONDARY OUTCOMES

Of first-time APS recipients enrolling at a University of Alaska (UA) program fall 2023, **98% were prepared to take college-level courses, compared to 76% of non-APS first-time students.**

Of APS recipients entering UA in fall 2022, **78% persisted into their second year compared to 53% of non-APS recipients.**

Of first-time, full-time APS recipients beginning their enrollment in fall 2018, **51% completed an undergraduate degree, certificate, or occupational endorsement within six years,** compared to **29%** of non-recipients.

ALASKA RESIDENCY & WORKFORCE OUTCOMES

APS Influence on In-State Attendance

73%

APS recipients consistently exhibit elevated rates of Alaska residency and involvement in the Alaska workforce in comparison to ineligible students and APS-eligible students who do not utilize the scholarship.

Among APS-eligible students surveyed from the class of 2023, currently pursuing postsecondary education, **73% indicated that APS played a role in their decision to attend an in-state school.**

APS Eligibility Definitions & Requirements

DEFINITIONS USED IN THIS REPORT

There are several terms used throughout this report, including the following:

ELIGIBLE

This term pertains to students who have fulfilled the requirements specified by APS during their high school years. They are considered eligible for either the Career and Technical Education (CTE) award or the collegiate level award. (The latter can also be used for CTE education).

INELIGIBLE

This category encompasses graduates of Alaska high schools who did not satisfy the APS requirements during their high school tenure.

RECIPIENT

This designation applies to students who have utilized the APS award for at least one academic term.

NON-RECIPIENT

This category encompasses students who have not utilized the APS award during the reported term. It includes both students who were ineligible for the APS award and APS-eligible students who have chosen not to utilize the award.

ELIGIBILITY REQUIREMENTS

As seen below in **EXHIBIT 1**, the criteria for student eligibility and award levels are based on several factors, including **(1) Grade Point Average (GPA), (2) standardized testing results, and (3) high school curriculum requirements**. It is important to note that standardized testing requirements were temporarily suspended for the graduating classes of 2020 and 2021, in response to the challenges posed by the global COVID-19 pandemic. This reality is reflected in both the statistical spike and drop of APS eligible students during and after 2021 when standardized testing requirements were reinstated for the graduating class of 2022.¹

EXHIBIT 1

APS Eligibility Requirements


		LEVEL 1	LEVEL 2	LEVEL 3
REQUIRED TESTING ¹	MAXIMUM AWARD AMOUNT (\$):	UP TO \$4,755 PER YR	UP TO \$3,566 PER YR	UP TO \$2,378 PER YR
	MINIMUM REQUIRED GPA:	3.5	3.0	2.5
	MINIMUM ACT/SAT: <i>for degree or certificate²</i>	ACT 25 SAT 1210	ACT 23 SAT 1130	ACT 21 SAT 1060
	MINIMUM WORKKEYS: <i>for certificate only</i>	For the CTE award, a combination score of 13 or higher with no score below 4 is required in Applied Math, Locating Information, & Reading for Information		
REQUIRED HIGH SCHOOL CURRICULUM: <i>Students can choose either curriculum option</i>		CURRICULUM #1 MATH & SCIENCE Science 4 credits Math 4 credits Social Studies . . . 4 credits Language Arts . . . 4 credits	CURRICULUM #2 SOCIAL STUDIES & LANGUAGE ARTS Science 3 credits Math 3 credits Social Studies . . . 4 credits Language Arts . . . 4 credits World Language . . 4 credits ³	

NOTES: 1 - Standardized testing requirements were waived for the high school graduating classes of 2020 and 2021 due to impacts of the coronavirus pandemic. 2 - SATs taken March 2016 or later. 3 - World Language courses also include Alaska Native Language and American Sign Language.

APS Awards

Since the program's start in 2011, **30,695** public high school graduates have earned eligibility for the APS.

This constitutes **29%** of all public high school graduates in Alaska. Among these eligible students, **12,253** have received the APS award, representing **11%** of all graduates and **40%** of the eligible cohort.



29% of Alaska high school graduates have qualified for the APS since 2011



40% of APS-eligible Alaska high school graduates have gone on to use the APS since 2011

¹ Specific analysis of the graduating classes of 2020 and 2021 can be found in Appendix D: Graduating Class 2020 & 2021

In FY2024, **1,849 students** are utilizing the APS scholarship, resulting in a projected disbursement of **\$7,182,342** for the current fiscal year (**EXHIBIT 2**). It is noteworthy that the count of recipients has been on a consistent decline each fiscal year since FY2017 (**EXHIBIT 3**).

APS-Eligible Graduates & Recipients

APS ELIGIBILITY

*Approximately **17%** of public high school graduates in the class of 2023 qualified for the Alaska Performance Scholarship (APS).*

This eligibility rate appears to be a continuation of the previous year's eligibility rate of 17%, both years marking the lowest eligibility rates in the program's history (**EXHIBIT 4**).

Eligibility rates for the classes of 2020 and 2021 exceeded the historical average. This deviation is due to the temporary suspension of standardized testing requirements for APS eligibility, a measure necessitated by test cancellations and other considerations stemming from the global coronavirus pandemic. Prior to the temporary amendment in eligibility criteria in 2020 and 2021, APS eligibility rates had exhibited a gradual and consistent decline since the year 2014.

Data Source (EXHIBIT 2 & 3): Alaska Commission on Postsecondary Education (ACPE) Alaska Student Aid Portal data and Resource Data calculations. * Dollars awarded total for FY2024 were estimated based on twice the fall disbursed amount and number of APS recipients as of October 2023.

EXHIBIT 2

APS Total Dollars Awarded & Recipients, FY2012-2024

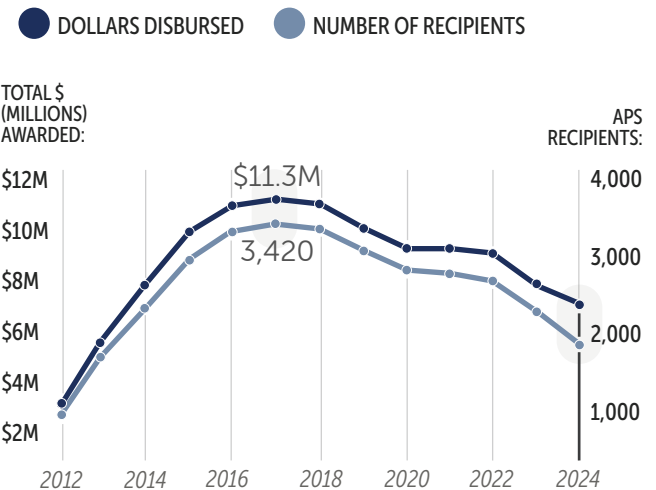
AWARD YEAR (AY)	TOTAL DOLLARS AWARDED	RECIPIENTS (EACH AY)
2012	\$2,982,449	929
2013	\$5,653,223	1,717
2014	\$7,823,335	2,330
2015	\$10,046,899	2,976
2016	\$11,055,641	3,358
2017	\$11,285,711	3,423
2018	\$11,079,588	3,358
2019	\$10,156,663	3,089
2020	\$9,371,849	2,835
2021	\$9,334,253	2,798
2022	\$9,194,559	2,689
2023	\$7,822,721	2,281
2024*	\$7,182,342	1,849

TOTAL: \$112,989,232 n/a

*2024 award and recipient totals are projections based on Fall award amounts.

EXHIBIT 3

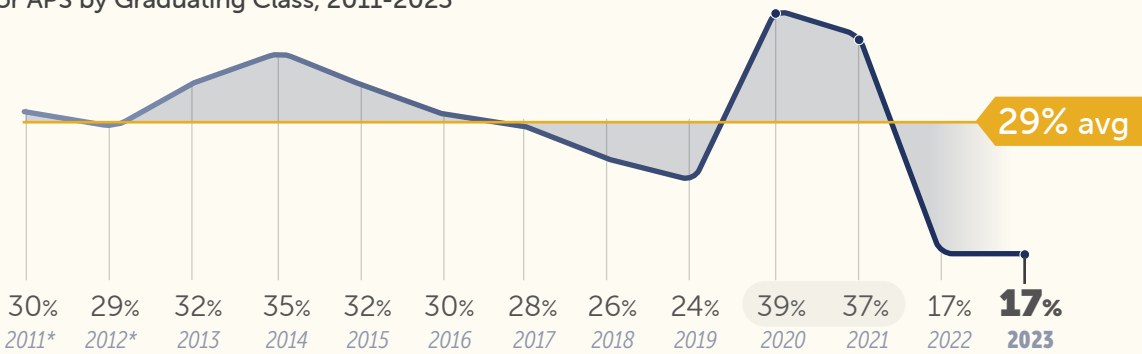
Trend of APS Total Dollars Awarded (Millions) & Recipients (Thousands), FY2012-2024



\$7.2 Million
1,800 Recipients

EXHIBIT 4

Percent of Public High School Graduates Eligible for APS by Graduating Class, 2011-2023



1,340 
Eligible 2023 Graduates

ELIGIBILITY BY AWARD TYPE

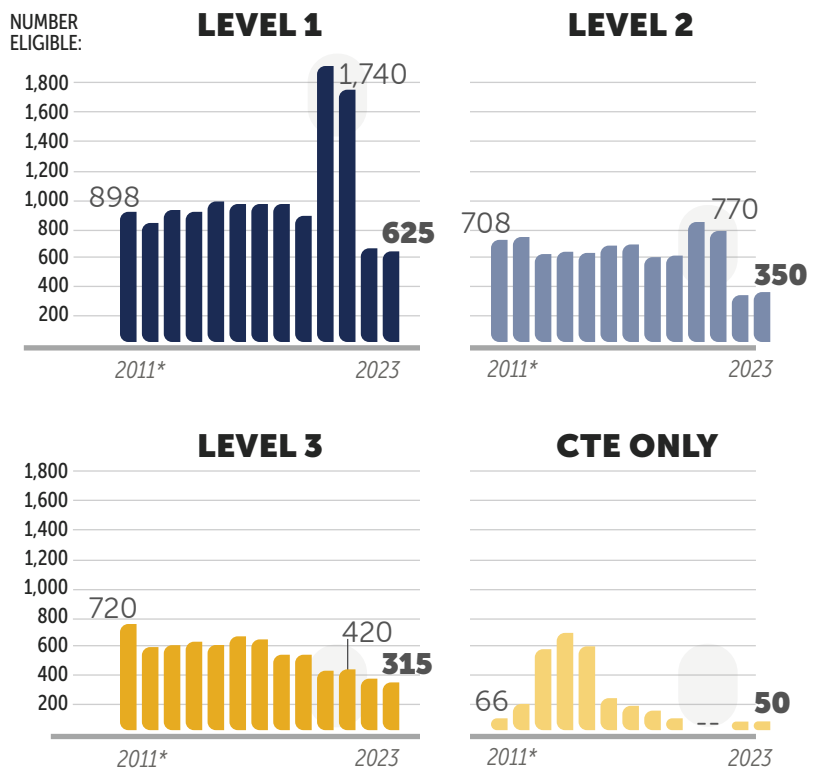
Within the cohort of 2023 graduates eligible for the Alaska Performance Scholarship (APS), the distribution of eligibility by award level closely mirrored the award levels of 2022, resuming a pre-2020 slight downward trend (EXHIBIT 5).

Conversely, as a percentage of total graduates eligible for APS, eligibility for the **Level 1 award** has been on a gradual upward trend since 2014, from **32%** to **47%** (disregarding the abnormally high eligibility rates of 2020-21) (EXHIBIT 6).

Among eligible graduates in 2023, **47%** qualified for the Level 1 award, followed by **26%** for Level 2, **23%** for Level 3, and **4%** for the Career and Technical Education (CTE) award. (EXHIBIT 6).

EXHIBIT 5

Public High School APS Eligibility by Graduating Class and Level, 2011-2023

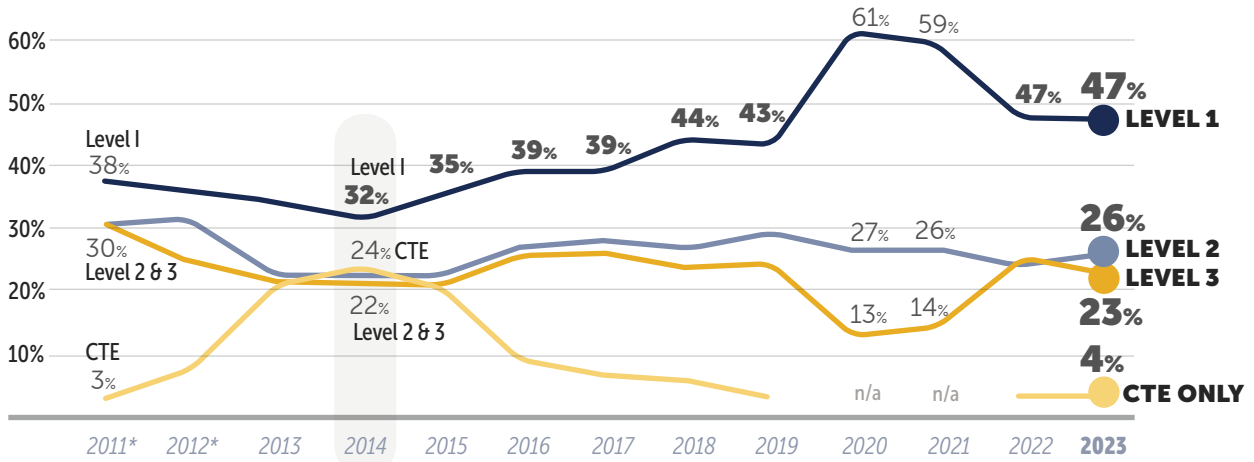


Data Source (EXHIBIT 4 & 5): Dept. Education & Early Development (DEED), ACPE Alaska Student Aid Portal data, and Resource Data calculations.

*For 2011 & 2012, total Graduates and APS Eligible counts calculated only from ACPE Data. All other Graduation Years include DEED source data.

EXHIBIT 6

Public High School APS Eligibility by Graduating Class and Level as a Percentage of Total Graduates Eligible, 2011-2023



NOTES: No 2020 or 2021 graduates were eligible for only the CTE award due to the suspensions of testing requirements.

ELIGIBILITY BY REGION²

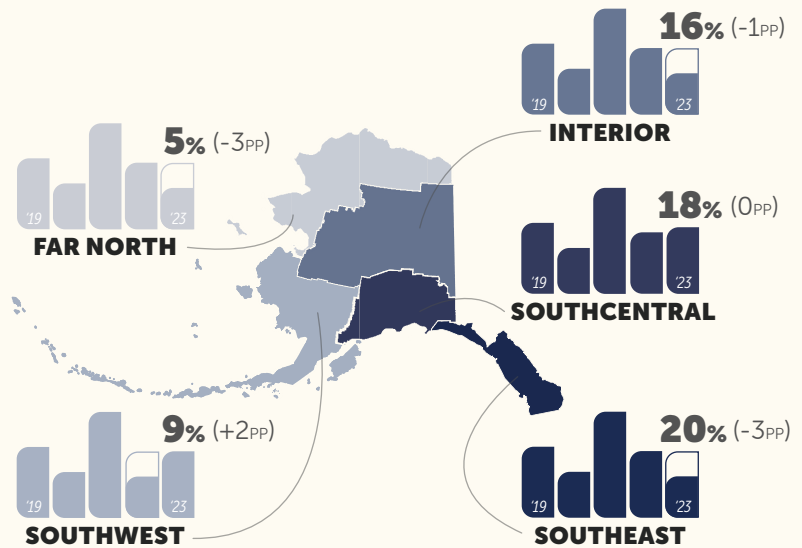
All regions' APS eligibility rates continued along their lower than historical rates in comparison to years prior to 2020-21. The Southwest region, however, did see a marginal increase in eligibility rates (**7% to 9%**), and there was no change for the Southcentral region (**18%**).

From 2022 to 2023, the Far North saw a decline of 3 percentage points, dropping from **8% to 5%**. Southeast region declined by the same amount, going from **23% to 20%** (**EXHIBIT 7**).

EXHIBIT 7

Public High School Graduate APS Eligibility Rates by Region (2019-2023) & Change from 2022-23

(+/- Percentage Point (PP) Change from 2022)



² Region counts and figures may differ from previous year reports. This report uses the latest 2022 Interim Proclamation District and Regional Maps to categorize schools into regions. Division of Elections – 2022 District Maps – Division of Elections. (2022). Alaska.gov. <https://www.elections.alaska.gov/research/district-maps/>

Data Source (EXHIBIT 6 & 7): Dept. Education & Early Development (DEED), ACPE Alaska Student Aid Portal data, and Resource Data calculations.

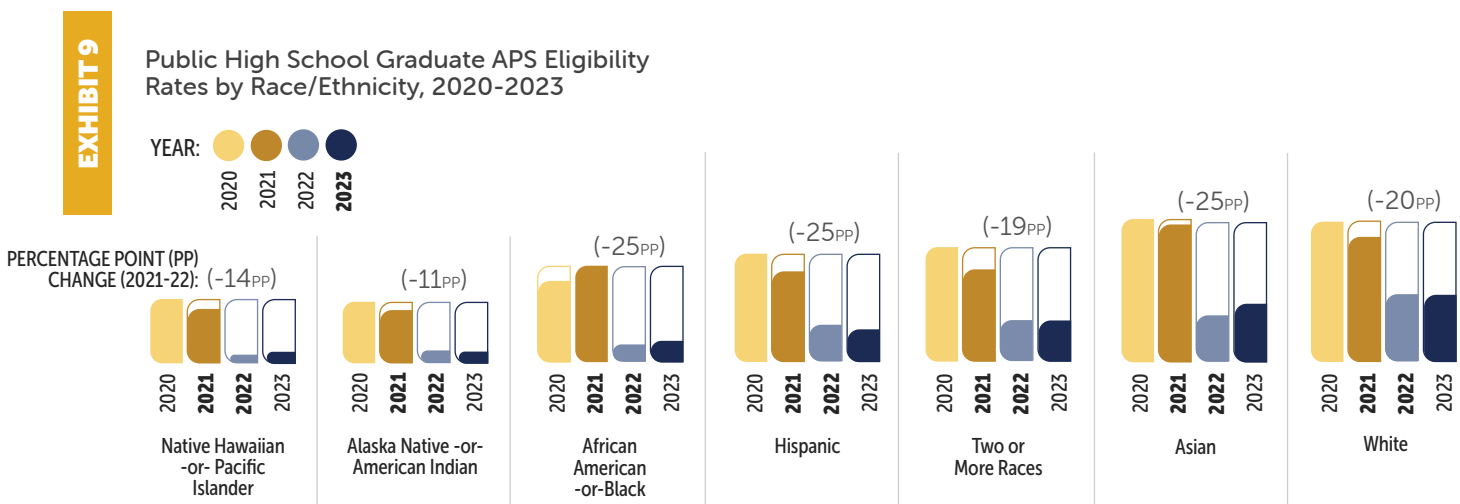
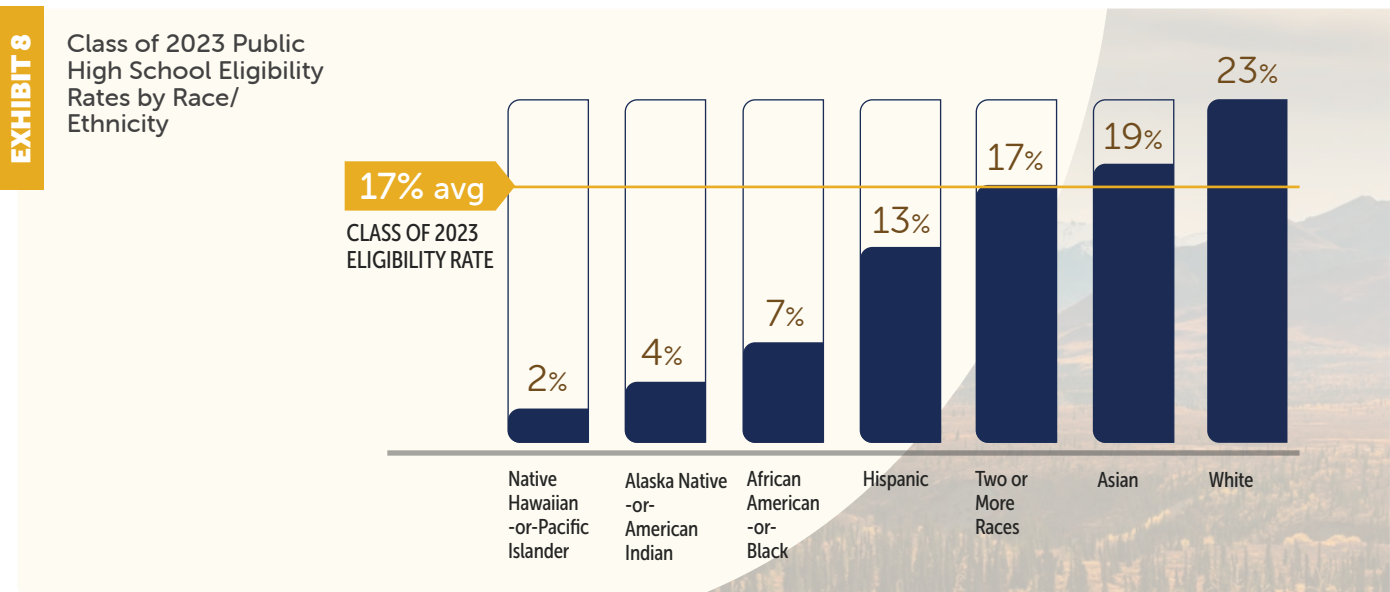
ELIGIBILITY BY RACE/ETHNICITY³

The 2023 high school graduating class had a 17% eligibility for the APS award. As was the case in 2022, when considering eligibility across demographic groups, **Asian (19%) and white students (23%) exhibited a higher likelihood for APS eligibility compared to their counterparts.**

Native Hawaiian/Pacific Islander (**2%**), Alaska Native/American Indian (**4%**), and Black/African American students (**7%**) demonstrated a lower likelihood of meeting the criteria for APS eligibility. Hispanics fell in the middle at **13%** (EXHIBITS 8 & 9).

All categories of ethnicity/race eligibility remained at lower rates

Similar to eligibility rates seen in 2022



³ The consistent collection and tracking of Race/Ethnicity data by the Alaska Dept. of Education & Early Development (DEED) most recently began in 2021.

Data Source (EXHIBIT 8 & 9): Alaska Dept. Education & Early Development (DEED), ACPE Alaska Student Aid Portal data, and Resource Data calculations.

APS Use By Eligible Students

After three years of declining rates of graduates using APS in the fall after their graduation, the class of 2023 APS eligible graduates appear to be using APS at pre-2020 levels at a **33%** rate (EXHIBIT 10). There could be several factors for this uptick in APS use in the fall:

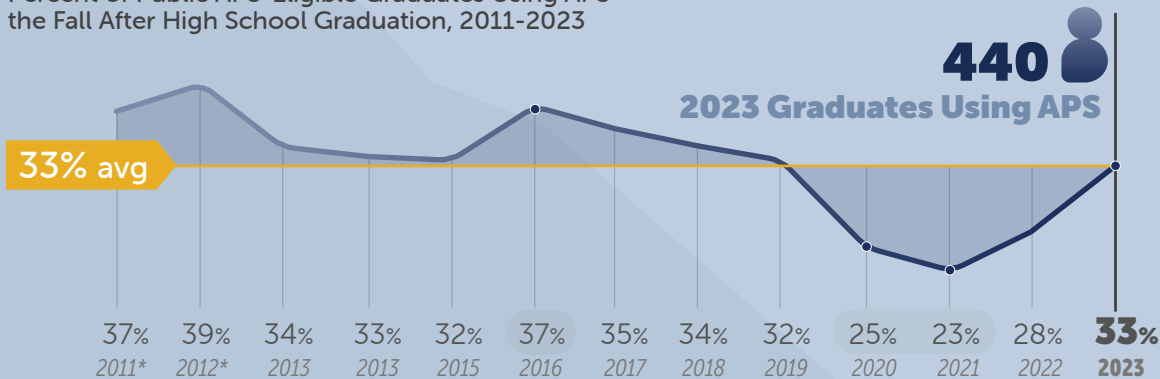


1. Improved communication and fulfillment of the APS award

2. Lower eligibility rates observed between 2020-2022 may have been related to the impacts of the Coronavirus pandemic

EXHIBIT 10

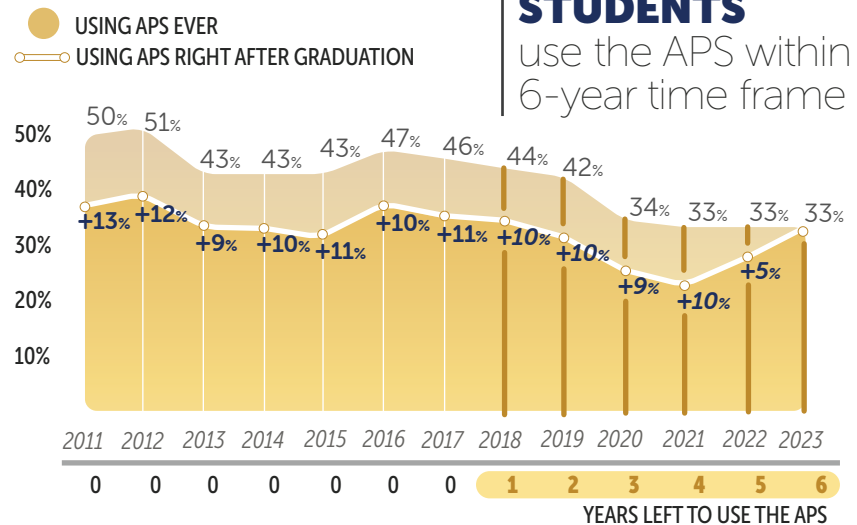
Percent of Public APS-Eligible Graduates Using APS the Fall After High School Graduation, 2011-2023



It is important to note that high school graduates may leverage the APS **within a six year time frame and not all graduates use APS in the fall after their high school graduation**. For example, while only **39%** of the graduating class of 2012 used the APS the fall after their graduation, a total **51%** of APS eligible graduates ended up using APS at some point in their educational career (EXHIBIT 11).

EXHIBIT 11

Percent of Public APS-Eligible Graduates Using APS the Fall After High School Graduation vs. Using APS Ever, 2011-2023



Data Source (EXHIBIT 10 & 11): Dept. Education & Early Development (DEED), ACPE Alaska Student Aid Portal data, and Resource Data calculations.

*For 2011 & 2012, total Graduates and APS Eligible counts calculated only from ACPE Data. All other Graduation Years include DEED source data.

BY REGION⁴


A regional analysis reveals that the Interior region in 2023 had the highest proportion of eligible students utilizing the APS in the fall after their high school graduation, at a rate of **40%**. This proportion follows past year trends (**EXHIBITS 12**).

Shifts in the percentage of recipients leveraging the APS in the fall were observed across all regions when compared to the class of 2022. APS use among APS eligible students in the Far North region had the most significant change, with a **decrease** of 20 percentage points from 2022 (**32% to 12%**). Alaska's southern regions all saw an **increase** of 10-19 percentage points in APS use the fall following high school graduation, with an increase **14% to 24%** in the Southwest region from 2022, an increase of **18% to 32%** in the Southcentral region, and an increase of **12% to 31%** in the Southeast region (**EXHIBIT 12**).

BY RACE/ETHNICITY

Asian (40%) and Hispanic (45%) students continue to exhibit higher rates of scholarship utilization compared to their counterparts.

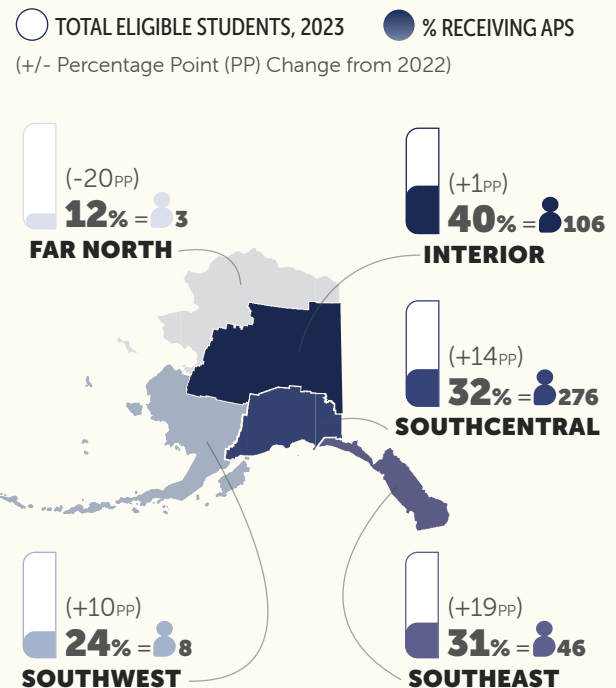
Additionally, there was a **158%** increase in the rate of APS use for class of 2023 Alaska Native/American Indian students compared to the class of 2022. While Alaska Native/American Indian student APS utilizations rates appear to have increased in 2023, overall representation for the APS eligibility and use continues to reveal notable underrepresentation (**EXHIBIT 13**).



Overall use of the APS has INCREASED for Class of 2023,
the first time since 2016

EXHIBIT 12

Percent of APS-Eligible Students Using APS in the Fall After High School Graduation by Region (2023) & Change from 2022-23



⁴ Region counts and figures may deviate from previous year reports. This report uses the latest 2022 Interim Proclamation District and Regional Maps to categorize schools into regions. Division of Elections – 2022 District Maps – Division of Elections. (2022). Alaska.gov. <https://www.elections.alaska.gov/research/district-maps/>

Data Source (EXHIBIT 12): Dept. Education & Early Development (DEED), ACPE Alaska Student Aid Portal data, and Resource Data calculations.

Despite constituting **19%** of the entire graduating class of 2023, Alaska Native/American Indian students accounted for only **5%** of those eligible for APS, and only **4%** of the recipients as a whole. In contrast, white students made up **67%** of eligible students while representing just **49%** of the overall graduating class. These disparities appear consistent since the start of collecting more complete race and ethnicity data, which began in 2021 (**EXHIBIT 14**).



APS use by Alaska Natives increased 2.5x

between class of 2022 and class of 2023

EXHIBIT 13

Percent of Public APS-Eligible Students Using APS in the fall after High School Graduation by Race/Ethnicity, 2023



Asian & Hispanic

APS-eligible students used the APS at higher rates than other eligible students.

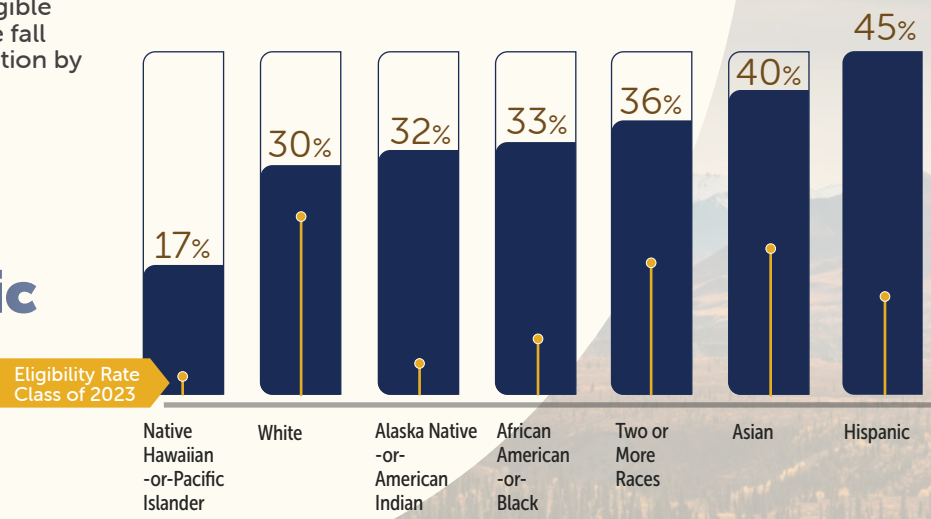
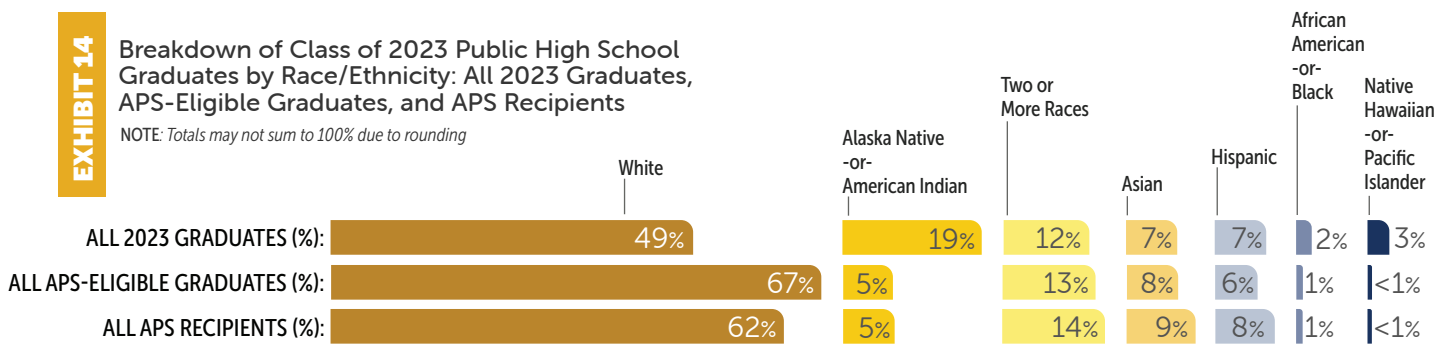


EXHIBIT 14

Breakdown of Class of 2023 Public High School Graduates by Race/Ethnicity: All 2023 Graduates, APS-Eligible Graduates, and APS Recipients

NOTE: Totals may not sum to 100% due to rounding



STUDENTS RECEIVING APS:

Compared with All Graduates

Underrepresented Groups

- Alaska Native/American Indian
- African American/Black
- Native Hawaiian/Pacific Islander

Overrepresented Groups

- White
- Asian
- Hispanic

Fall 2023 Survey (APS-Eligible Students)

To gather insights regarding student's perceptions of the program, ACPE administers an annual survey to all recent high school graduates meeting the eligibility criteria for the Alaska Performance Scholarship (APS). The online fall 2023 survey targeted eligible members of the high school class of 2023. This section of the report contains selected responses from this survey.

AWARENESS OF THE APS AWARD

In last year's 2022 Survey, **14% (34 respondents)** of APS-eligible high school graduates indicated a lack of awareness regarding APS eligibility. When examining responses to the 2023 survey, **11% (29 respondents)** indicated a lack of awareness, a slight increase in eligibility awareness from the previous year by 3 percentage points. Lack of awareness comprises the following:

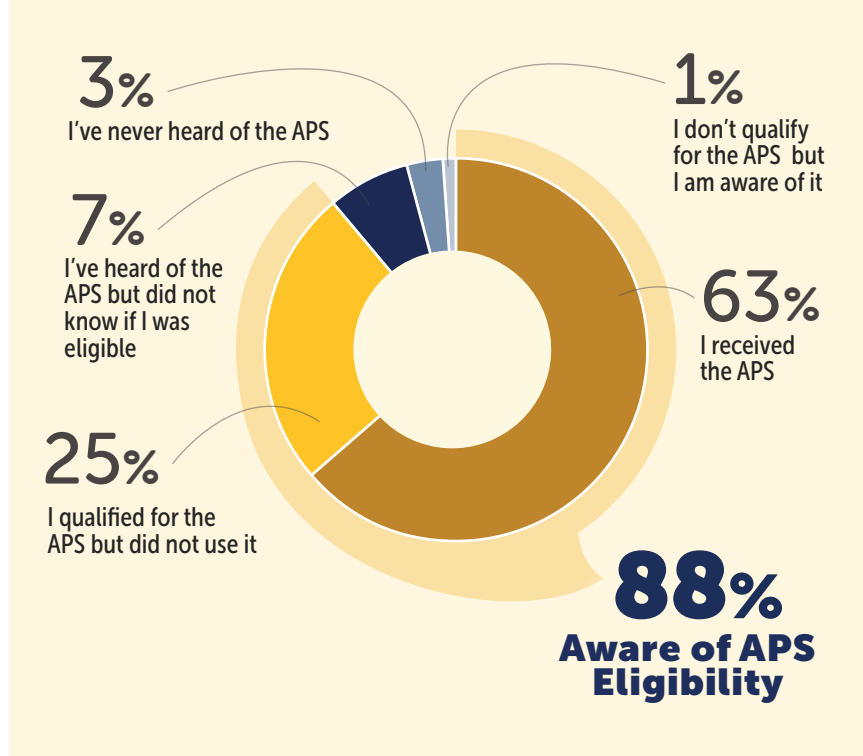
- **7%** | Awareness of the APS but uncertainty about their eligibility
- **3%** | No prior knowledge of the APS
- **1%** | Incorrectly believed they did not meet the criteria for the scholarship.

EXHIBIT 15

CLASS OF 2023 APS SURVEY:

"The APS is a scholarship program offered to Alaska high school graduates with qualifying GPA and test scores. Which of the following best describes you?"

NOTE: Totals may not sum to 100% due to rounding



While the 2023 responses indicate a more effective communication of APS eligibility to high school graduates, **current year responses continue to underscore a sizable minority of students who seem to be uninformed about their eligibility for the scholarship.** Additionally, given the over-representation of scholarship users within the survey sample (**63%** of respondents), the actual percentage of students unaware of their eligibility is likely higher (**EXHIBIT 15**).

INFLUENCE OF APS ON DECISIONS

The 2023 survey asked about the impact of the Alaska Performance Scholarship (APS) on students' decisions throughout their high school years and subsequent choices in post-secondary education (**EXHIBITS 16-18**).

INFLUENCE ON HIGH SCHOOL DECISIONS

One of the objectives for the state's merit-based scholarship is to inspire students to establish ambitious standards during their high school tenure, encompassing the pursuit of challenging coursework, attainment of high achieving grades, and proactive planning for their future. Survey respondents were queried about the extent to which the presence of the Alaska Performance Scholarship (APS) influenced their decision-making and behaviors across six specific domains during their high school experience (**EXHIBIT 16**):

The most pronounced impact was observed in relation to placement exams, with **78%** expressing that the availability of the scholarship heightened their inclination to undertake the SAT, ACT, or WorkKeys exams – an increase of 7 percentage points over 2022 responses.

A large majority, totaling **72%**, indicated that the scholarship made them substantially more inclined (**44%**) or somewhat more inclined (**28%**) to achieve better grades.

68%, another majority impact, indicated an increased likelihood of preparing for placement exams due to the scholarship.

62% affirmed that the scholarship enhanced their likelihood of enrolling in challenging courses, with **33%** specifying a substantial increase in this inclination.

A notable majority, exceeding half at **59%**, disclosed that the scholarship increased the likelihood of actively seeking out college or academic advising, including **28%** who indicated a substantial increase in such proactivity.

As was the case in the 2022 survey, given the selections available to students, the APS appears to have the least influence on considering career options, with just under **47%** indicating the APS had an influence.

Placement Tests:

78%

Better Grades:

72%

Test Preparation:

68%

Take Challenging Courses:

62%

Seek College/Academic Advising:

59%

Consider Career Options:

47%

EXHIBIT 16

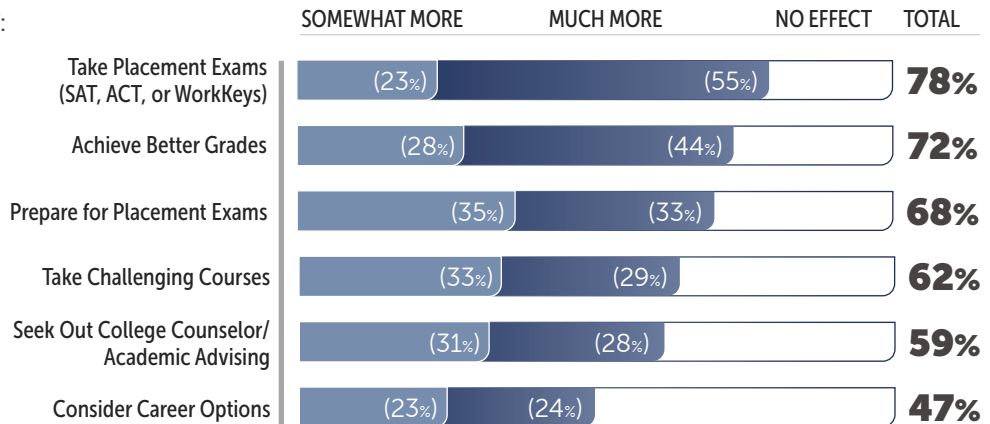
CLASS OF 2023 APS SURVEY:

"Due to APS availability, how likely were you to do any of the following in high school?"

NOTE: Totals may not sum to 100% due to rounding. "Don't Know" responses were omitted.

APS Influence:

- SOMEWHAT MORE LIKELY
- MUCH MORE LIKELY
- NO EFFECT



INFLUENCE ON POSTSECONDARY SCHOOL DECISIONS

An additional aim of the Alaska Performance Scholarship (APS) is to incentivize high-achieving students to pursue post-secondary training and education *within* the state, while facilitating the achievement of post-secondary training and education objectives for eligible students. Survey participants were asked about the extent to which the APS impacted five post-secondary decisions (**EXHIBITS 17**):

For survey participants, the predominant APS impact on post-secondary decisions was observed in the choice to attend school in Alaska. **73%** indicating the scholarship as a major (**47%**) or minor (**26%**) influence to remain in-state.

Two thirds (**61%**) noted the APS's influence on their decisions regarding borrowing for education and how much, comprising **38%** major and **23%** minor influence.

Regarding the number of work hours needed while at school, **44%** cited the APS as a major (**19%**) or minor (**25%**) influence.

Related to the decision to enroll full-time versus part-time, **42%** identified APS influence, including **19%** major and **23%** minor influence.

Similar to APS influence in career options, only **18%** attributed APS influence over their choice of degree/certificate program, with **5%** major and **13%** minor influence.

Attend Alaska School:

73%

Amount Borrowed:

61%

Hours Worked:

44%

Full-time Enrollment Instead of Part-time:

42%

Degree/Certificate Program Choice:

18%

EXHIBIT 17

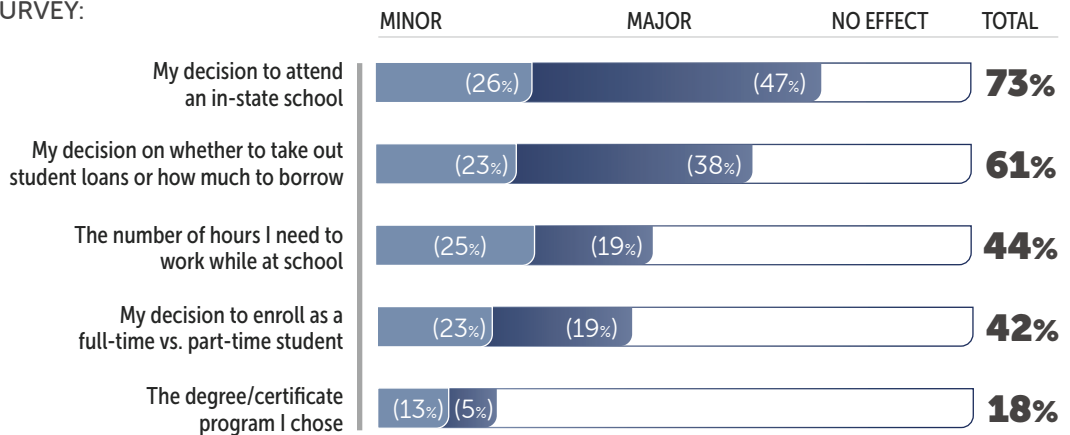
CLASS OF 2023 APS SURVEY:

"How much of an influence was the APS in the following decisions?"

NOTE: Totals may not sum to 100% due to rounding. "Don't Know" responses were omitted.

APS Influence:

- MINOR INFLUENCE
- MAJOR INFLUENCE
- NO EFFECT



Top Influences of APS

On High School & Postsecondary Decisions:



TAKE PLACEMENT TESTS



ACHIEVE BETTER GRADES



ATTEND ALASKA SCHOOL



TAKE OUT STUDENT LOANS

REASONS STUDENTS DID NOT USE THE APS

In fall 2023, 33% of APS-eligible students from the high school class of 2023 utilized APS. The program has seen a decline in usage rates since 2016 when APS use following high school graduation reached a high of **37%**. The latest APS use rate appears to be in alignment with historical rates, **five percentage points higher** than the class of 2022 (**28%** APS utilization rate).

While rates of APS use appear to have returned back to their historical norms in 2023, the findings from the most recent survey of APS-eligible high school graduates align with past year identified factors for not leveraging the APS award. Students who indicated that they did not use the APS in the 2023-2024 school year were asked to explain the factors influencing their decision (**EXHIBIT 18**).

+18%
Increase in APS use for Class of 2023 compared to Class of 2022

Not Wanting to Attend Alaska School:

51%

Out-of-State School Already Chosen:

30%

I did not know I Was Eligible:

12%

The top influencing factor accounting for half (**51%**) of respondents, was not wanting to attend a college or vocation/technical school in the state of Alaska.

About a third of respondents (**30%**) indicated they had already decided on attending an outside school prior to finding out they were eligible.

10% indicated they did not want to attend school for the 2023-2024 school year

12% indicated they were unaware of being eligible, with nearly **3%** indicating they could not afford to attend secondary education even with the financial assistance that APS provided.

It is noteworthy, that of the respondents that indicated why they did not use the APS between the 2022 and 2023 surveys, students not wanting to attend an Alaskan institution dropped **9%** and those choosing an outside institution dropped **32%**. There is, however, an increase in students not utilizing APS in 2023 because they didn't know they were eligible (increase of 7 percentage points from 2022).

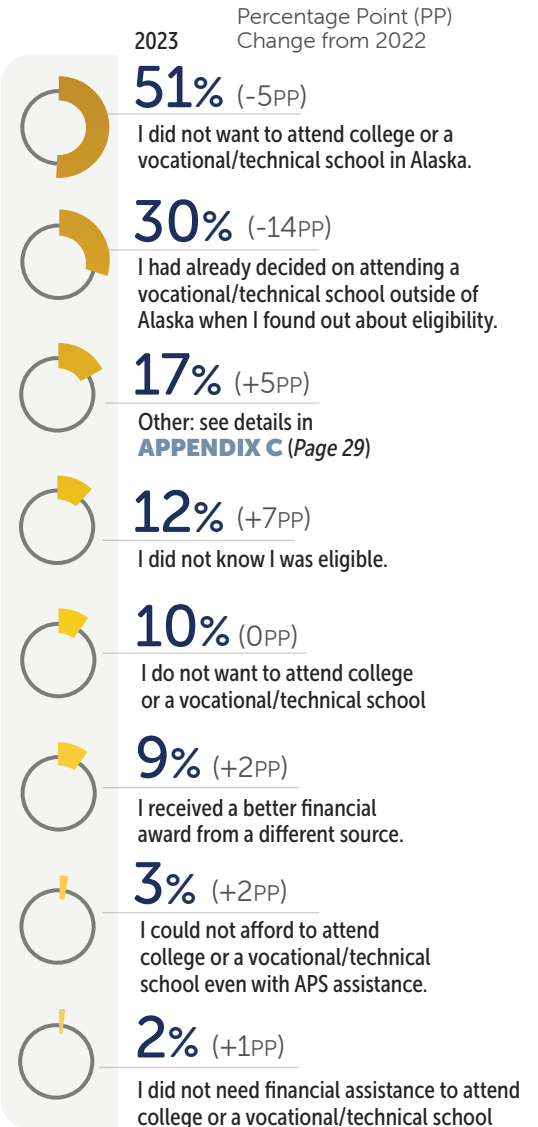
Below is a summary sampling of respondents who indicated **"Other"** (**17%**) for reasons not to use APS:

- Seven students indicated they were still in high school which seems to indicate either confusion regarding the survey question or the student's understanding of their APS eligibility for the applicable academic year.

EXHIBIT 18

CLASS OF 2023 APS SURVEY:

"Which of the following factors influences your decision to not use the APS this academic year? (Select all that apply.)"



- A couple of students indicated they desired a “gap year” for work purposes or other study program opportunities.
- Two students indicated that Alaska institutions did not offer their desired major or area of study.

“Other” Responses:

See Appendix C on Page 29

COMMENTS ABOUT THE APS

Survey respondents were asked to share any additional comments regarding how the APS has met their needs and/or how it could be improved. A small sampling of these responses are below in **EXHIBIT 19**. Comments are grouped by topic and edited for clarity. Verbatim responses can be found in **APPENDIX C: VERBATIM SURVEY RESPONSES** (Page 29).

EXHIBIT 19

CLASS OF 2023 APS SURVEY: Comments

POSITIVE FEEDBACK: OVERALL

I am really glad for the APS as it allows me to graduate debt free!

I am so thankful to have the APS scholarship! Without it, I probably would not be in college.

I may have had to take out some loans later in college if not for the APS.

I plan to use the APS scholarship for training after I graduate from my apprenticeship program in 2028. I am grateful for the 6 year window that allows for this.

I really like being able to be proud of the work I did in High School to get good grades for future colleges and even scholarships. This scholarship is a great source of help and I am happy to be able to be considered for this.

I'm really grateful for the APS, I like how you don't have to actually apply for it and that completing your FAFSA is your application.

It truly helps me and encourages me to go to college giving me some assurance that I will have at least some money. I can rely on it, and it gives me a hope.

The only way I've been able to attend college is through the APS and UA Scholar scholarships. It's completely given me the opportunity to pursue a higher education.

POSITIVE FEEDBACK: STAY IN ALASKA

APS have offered me a good amount that limited my university options to go to. It made my decision of staying instate.

APS is great, it gives local High school students motivation to get good grades and go to a local college.

I am glad the APS counts for up to 6 years past my high school graduation date! I appreciate the opportunity to come back to Alaska for my education if I would like to without losing that scholarship.

I am thankful for the APS because it allows students 6 years after high school to use the scholarship. If I decide to go back to Alaska for college, I still have the scholarship available.

I'm very grateful to have the APS scholarship! Without it, I likely would not be staying in Alaska.

It made me choose to study in AK, and let me study for the degree I want.

The Alaska Performance Scholarship is one of the main reason I stayed in Alaska for college. Without the Alaska Performance Scholarship, I would have a lot harder time paying for college. It has helped me tremendously.

The Scholarship, alongside the price of instate tuition, really incentivized me to stay in state.

AWARD NOTIFICATION & FULFILLMENT

I just wish that I could have had certainty that I was going to get the award before the fall semester had basically started. I knew that I met the requirements, but it is nerve wracking to not have certainty in something that could have such a major impact on my college career.

I think clarity is a big factor, since I qualified for the highest level but only received the second level and I do not know why.

I was eligible for the APS yet was not awarded it even while currently in a vocational program .

More communication on whether you received it or not and how to keep receiving it.

The application process was very delayed and had trouble getting the scholarship to go through [...]

The time it took to qualify and the time it took to see the money was sent to the school [could be improved].

AWARD PROMOTION & AWARENESS

Advertise the scholarship more to students, make sure all high school students have heard of it way before their senior year.

[...] it would be great if the information for maintaining [APS's] eligibility was more widespread at my school.

[...] I wish information about continued eligibility and ASAP was more accessible.

I didn't hear about the scholarship until after I had accepted attendance at a school outside of Alaska. If I had known about the scholarship before, I might have changed my decision.

I just think some [bi-annual] emails can be sent out to students with reminders of basic information and benefits and requirements of the APS.

It helps pay for my education, which is very important to me. The only thing I didn't understand when I was graduating high school was how my college would receive the scholarship.

Just more information would be nice. I was homeschooled, so it was hard to get any information about it.

Making sure every school is on the same page, I was hearing one thing from one school's counselor and a completely different one from a different school counselor.

The Alaska Performance Scholarship is a great opportunity, the communication with home schooled students for submitting everything they need to be eligible could be improved.

AWARD ELIGIBILITY STANDARDS

[...] I wish the college would have made an agreements that if you have taken so many credits, or certain prerequisites at UAA then the SAT score would be unnecessary/waived. The SAT is there to show college readiness. I had all A's in my college courses, and a high enough GPA for the highest level of APS scholarship, but my SATs put me down to the 2nd level.

[...] The need for certain scores on specifically the standardized tests held me back from achieving the tier 1 APS. I qualified for it with my GPA, but due to my standardized test scores, due to testing anxiety I got the lowest.

I wish I had the option to still receive it even if I attended college part time. I am a full time student, full time employee, and full time caretaker and am having ongoing health issues. It would also be nice to be able to postpone the APS for a year or a semester and still be able to receive 6 years of assistance.

Mandatory test scores seem ridiculous since colleges in Alaska do not require test scores to attend college.

There should be an option to either qualify with GPA OR testing scores but not both. With my GPA I could've got level two of APS but because I was less than 50 points off on my SAT, I wasn't eligible for the second level.



“ THE ONLY WAY I’VE BEEN ABLE TO ATTEND COLLEGE IS THROUGH THE APS AND UA SCHOLARSHIPS. IT’S COMPLETELY GIVEN ME THE OPPORTUNITY TO PURSUE A HIGHER EDUCATION. ”

AWARD LEVELS & AMOUNTS

I feel that the APS is a very good thing as I feel it encourages people to do well in high school and, for some, stay in Alaska for post-secondary school. It's also nice that there are tiers to it so that more people have access to at least some awards. Maybe it can be improved by increasing the scholarship amount more, but to be fair it does help make college in Alaska pretty affordable.

I qualified under the WorkKeys criteria, however, I feel I may want to pursue a degree program and therefore will not be eligible for the funds. The amount offered even under Level 1 which I'm receiving is pretty low - attendance at UAF for a year is nearing \$30,000. I have to apply for and receive a lot of other scholarships in order to make ends meet, plus work part time.

It could cover more of the cost of in state school.

IN-STATE LIMITATIONS

I think that APS is a fantastic program, however, the universities in Alaska don't have the best reputation for having consistent funding and education opportunities.

It could be improved in a number of ways. Not all academic programs are offered in Alaska or are considered good. The area of study for me is Physics which doesn't have a program in Alaska. Additionally, the program can be improved to allow the scholarship to be used out of state [...]

The APS is a fabulous benefit to living in Alaska! I was not able to use it because the program I wanted to study was not available in Alaska - computer software engineering. I appreciated receiving the opportunity, though!

OTHER SUGGESTIONS

[Send] a reminder email to people who need to renew their application. Like email them that they need to reapply for FAFSA.

I would recommend that there be as little paper work as possible. I know that this can drive people off from accessing this resource.

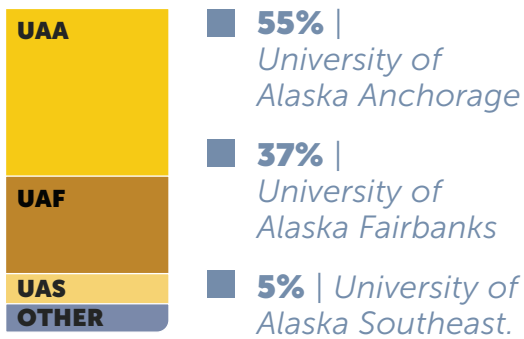
Provide a waiting list for people who are close to the qualifications. [Before] many go out of state.

The Aid Portal could use a slight rework; sometimes it can be a bit obtuse when trying to view my awards.



APS & Alaska Postsecondary Outcomes

Preliminary FY2024, APS recipient distribution of attendance at University of Alaska (UA) institutions is as follows:

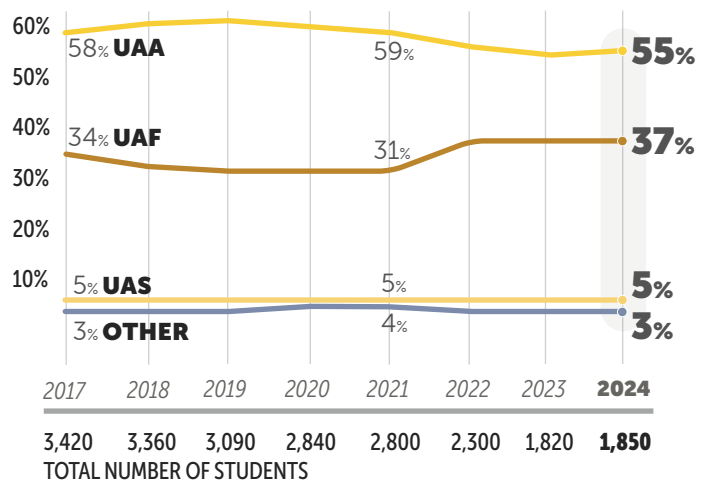


96-97% of APS recipients have opted to attend a University of Alaska campus since 2017. "Other" Alaska institutions (**4-3%**) include private colleges and vocational schools throughout Alaska (**EXHIBIT 20**).

EXHIBIT 20

APS Recipients Attending Postsecondary in Alaska by Institution, FY2017-FY2023 and Preliminary FY2024

DISTRIBUTION OF STUDENTS AT ALASKA INSTITUTIONS:



Data Source (EXHIBIT 20): ACPE Alaska Student Aid Portal data and Resource Data calculations.

*Note: FY2024 based on preliminary fall 2023 ASAP data

APS RECIPIENTS AT THE UNIVERSITY OF ALASKA

Another primary objective of the APS is to ensure students are adequately prepared for college or technical training.

NEED FOR DEVELOPMENTAL COURSEWORK

During fall 2023, APS recipients exhibited a **12 times lower** likelihood of necessitating developmental coursework compared to other first-time students enrolled at UA. Overall, all class of 2023 students required less developmental coursework than class of 2022 (**EXHIBIT 21**).

CREDIT COMPLETION

The APS program aims to foster student success in college. On average, **APS recipients attempt and successfully complete a higher number of credit hours** per year in comparison to their peers (**EXHIBIT 22**).

For APS recipients who enrolled in fall 2022, the completion rate for attempted credits was **86%**, surpassing the corresponding rate of **66%** observed among other first-time freshman students. This has held true since the beginning of the APS program in 2011 (**EXHIBIT 23**).

EXHIBIT 21

Percent of Enrolled First-Time Freshmen at UA from the Class of 2023 Needing Developmental Coursework, Fall 2023

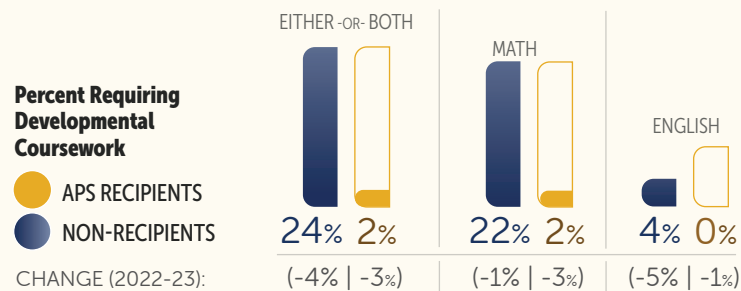


EXHIBIT 22

Average Credit Hours Attempted and Completed, High School Class of 2022

Credit Hours Attempted & Completed

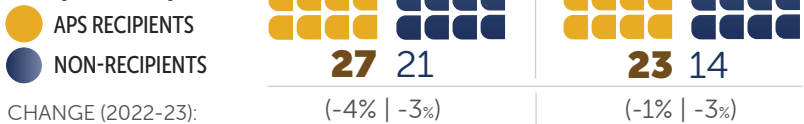
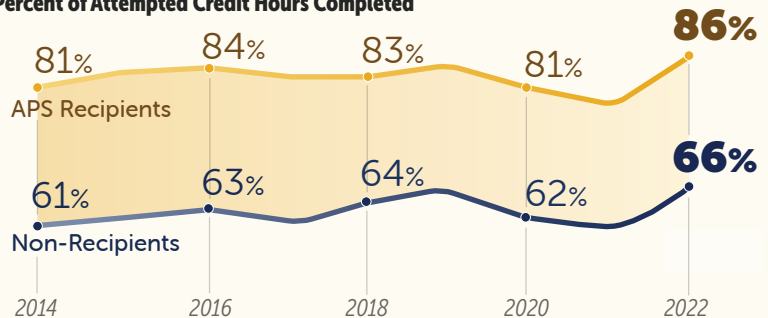


EXHIBIT 23

Percent of Attempted Credit Hours Completed, High School Class of 2014-2022

Percent of Attempted Credit Hours Completed



Data Source (EXHIBIT 21-23): Data supplied by universities via UA Information Systems: UA Decision Support Database, Fall 2011 - Fall 2023. Compiled by UA Data Strategy & Institutional Research Department.

PERSISTENCE



APS recipients have exhibited higher rates of returning for a second-year of postsecondary education compared to other first-time freshmen at UA since 2016. Among those who entered in fall 2021, **78%** of APS recipients re-enrolled in fall 2022, while only **53%** of non-recipients did so (**EXHIBIT 24**).

COMPLETION RATES



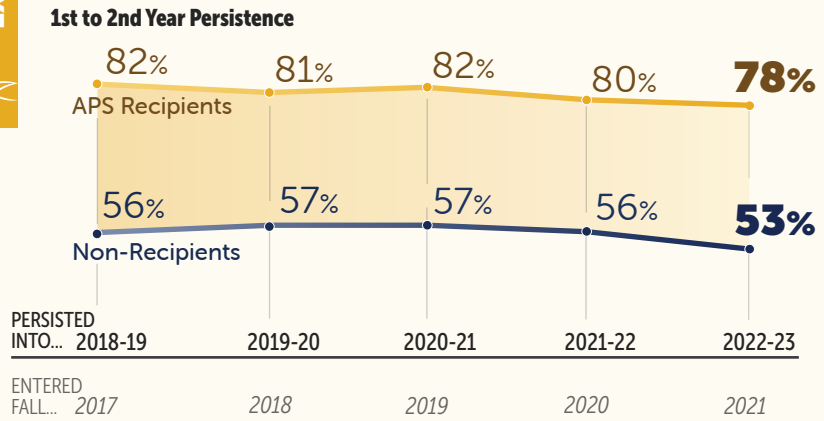
Completion rates also serve as a metric to gauge college success. Among first-time, full-time freshmen entering UA in fall 2017, **51%** of APS recipients attained an undergraduate degree, certificate, or occupational endorsement within six years. This rate is **1.8 times higher than non-recipients**, who have an average completion rate of **29%**. For comparison to the rest of the US, the most recent national six-year completion rate for degree-seeking students at analogous institutions was **28%** for 4-year public Institutions with open enrollment (**EXHIBIT 25**).⁵

APS recipients similarly demonstrate elevated completion rates in programs designed for a two-year duration or less. Of public high school graduates from the class of 2020 enrolled in such programs, **35%** of APS recipients successfully graduated within three years, exceeding the corresponding rate of **26%** for other first-time students. While not perfectly comparable, the 2018 nationwide three-year graduation rate for first-time students at public, two-year institutions was **30%** for those entering in the fall of 2018 (**EXHIBIT 26**).⁶

Class of 2023 Alaska high school graduates entering UA by degree level sought is given in **EXHIBIT 27**.

EXHIBIT 24

Percent of First-Time Freshmen at UA who Persisted into a Second Year, 2016-2020



APS RECIPIENTS ARE BETTER PREPARED FOR CONTINUING EDUCATION

APS RECIPIENTS ATTEMPT AND COMPLETE MORE CREDIT HOURS



APS RECIPIENTS PERSIST INTO THEIR 2ND YEAR OF SCHOOL AT HIGHER RATES

APS RECIPIENTS ARE MORE LIKELY TO COMPLETE THEIR PROGRAMS



⁵ Digest of Education Statistics, 2021. (2014). Ed.gov; National Center for Education Statistics. https://nces.ed.gov/programs/digest/d21/tables/dt21_326.10.asp

⁶ Digest of Education Statistics, 2022. (2018). Ed.gov; National Center for Education Statistics. https://nces.ed.gov/programs/digest/d22/tables/dt22_326.20.asp

Data Source (EXHIBIT 24): Data supplied by universities via UA Information Systems: UA Decision Support Database, Fall 2011 - Fall 2023. Compiled by UA Data Strategy & Institutional Research Department.

EXHIBIT 25

Percent of First-Time, Full-Time Freshmen Six-Year Graduation Rates by High School Class, 2012-2017

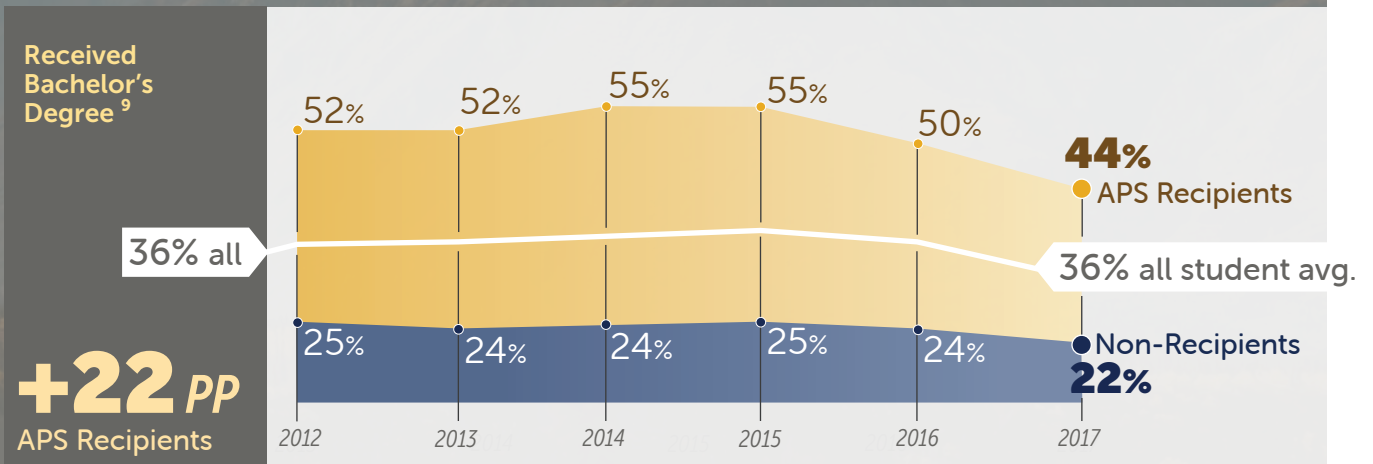
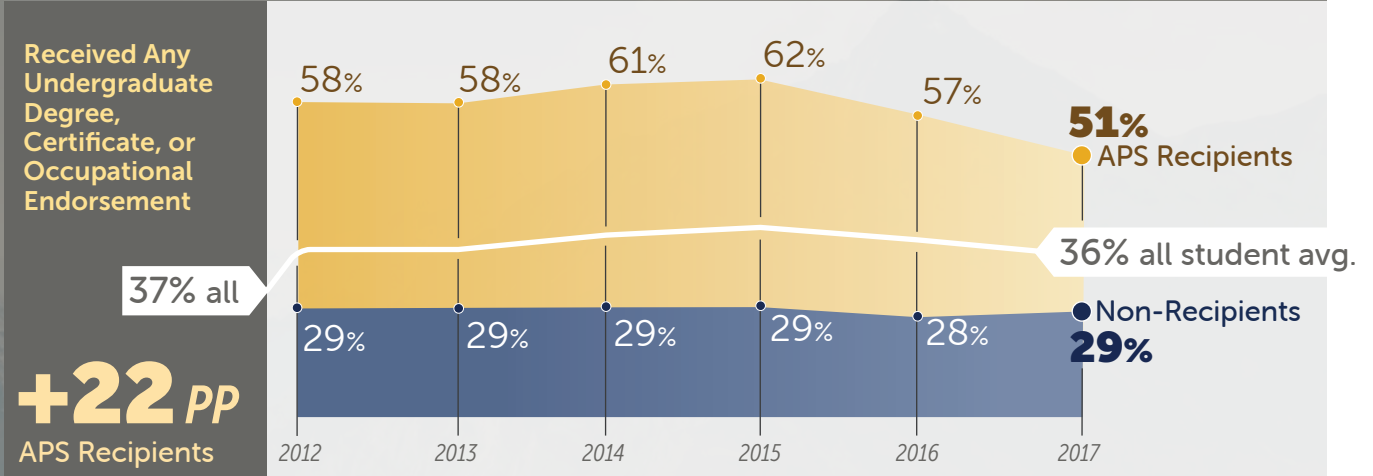
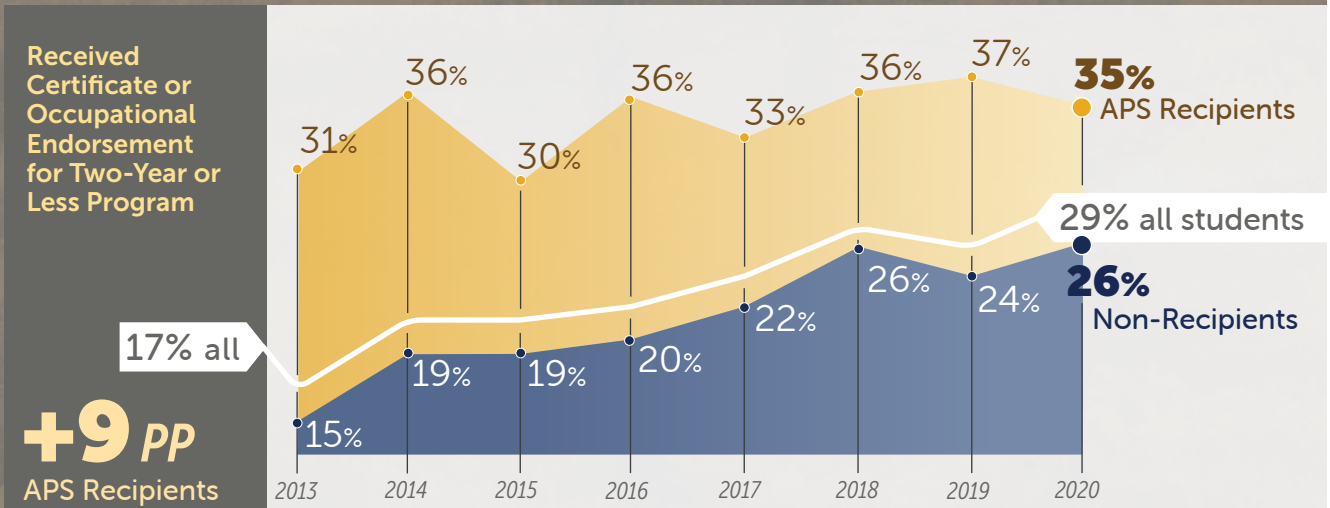


EXHIBIT 26

Percent of First-Time, Full-Time Freshmen Three Year Graduation Rates for Two-Year or Less Programs by High School Class, 2013-2020



Data Source (EXHIBIT 25): Data supplied by universities via UA Information Systems: UA Decision Support Database, Fall 2011 - Fall 2022. Compiled by UA Data Strategy & Institutional Research Department.



APS Recipient completion rates are DOUBLE that of both Non-Recipients & National Averages

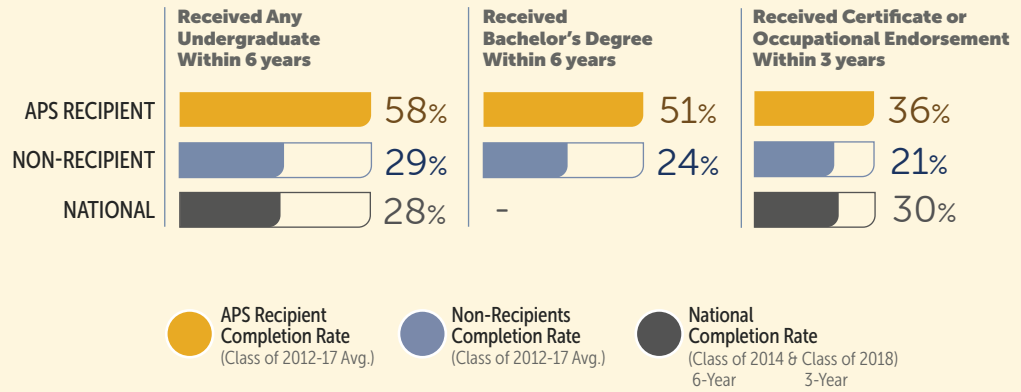
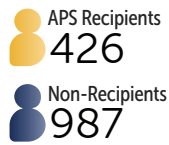


EXHIBIT 27

Percent Recent Alaska High School Graduates Entering University of Alaska by Degree Level Sought & Percent Taking Developmental Coursework, Class of 2023


NUMBER OF FIRST-TIME FRESHMEN ATTENDING UA




% Bachelor's



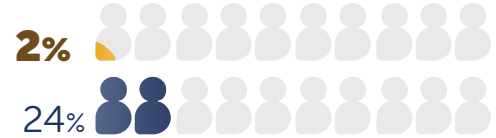
% Certificates



% Associates



% Taking Developmental Coursework



APS & Alaska Residency Outcomes

Another objective of the APS program is to retain high-achieving Alaska high school graduates within the state. As past year outcome reports have shown, APS recipients typically exhibit higher Alaska residency compared to all other categories including *all graduates, those not eligible, and those students eligible for APS but were not recipients* (EXHIBIT 28).

Since 2011, there have been 6 graduating classes where Alaska Residency rates for APS Recipients were **25%-30% higher** than those students who were eligible but were not recipients.

The APS Helps retain high-achieving, skilled Alaska graduates:

APS RECIPIENTS HAVE A RANGE OF

9-15%

HIGHER RESIDENCY RATES

than ineligible students 2 to 6 years after college graduation

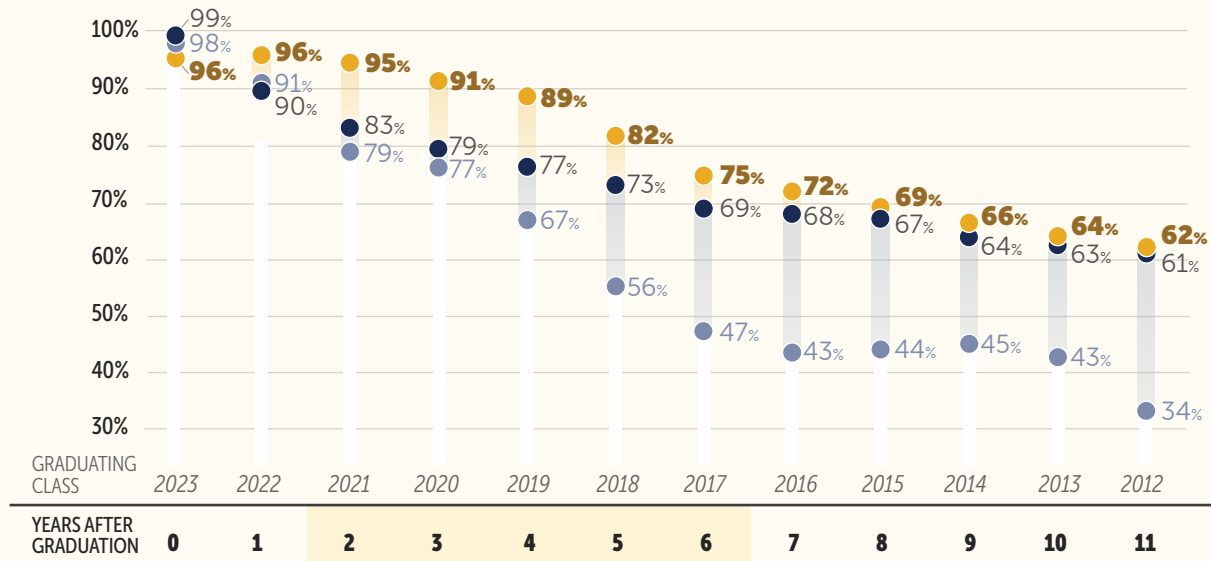


Data Source (EXHIBIT 27): Data supplied by universities via UA Information Systems: UA Decision Support Database, Fall 2011 - Fall 2022. Compiled by UA Data Strategy & Institutional Research Department.

Percentage of Alaska High School Graduates Who Reside in Alaska, by Class and APS Eligibility Status, Classes of 2011-2023

APS Influence:

- APS RECIPIENTS
- APS INELIGIBLE
- APS ELIGIBLE, NO AWARD



Alaska Department of Revenue Permanent Fund Dividend (PFD) Applicant Database 2023⁷, Dept. Education & Early Development (DEED), ACPE Alaska Student Aid Portal data, and Resource Data calculations.

* Total Graduate counts reflective of total records matched with PFD data.

APS Recipients in the Alaska Workforce

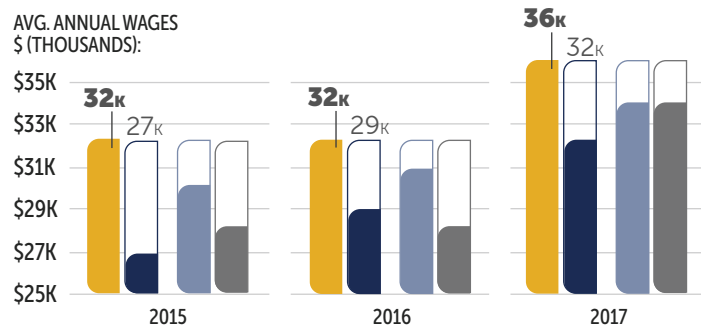
Examining the state's retention of high-achieving students through their employment in the Alaska labor force provides insights into the impact of the APS on Alaska's economic future.

According to DOLWD analysis, optimal economic and workforce outcomes were observed among individuals who both qualified for APS and accepted the APS award (EXHIBIT 29-30).

Average Annual Wages 6 Years after Graduation by APS Eligibility Status, Classes of 2015, 2016 and 2017

Eligibility Status

- APS Recipients
- APS-Ineligible, No Award
- APS Eligible, Enrolled Out-of-State



⁷ Alaska residency rates are based on whether or not a matching student record applied for the PFD. This is only an indication of the student record's residency and does not take into account PFD eligibility or if the person was an eligible resident and did not apply for the PFD.

Data Source (EXHIBIT 29): Alaska Department of Labor and Workforce Development, Research and Analysis Section

APS Recipients have higher rates of employment & earn higher wages

Class of 2015-2017 Average

15% HIGHER RATES OF EMPLOYMENT
\$4,000 HIGHER WAGES

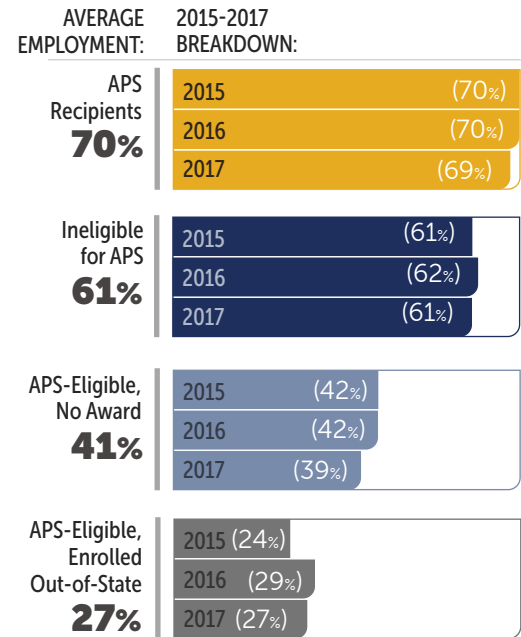
Six years post-high school graduation, **69%-70%** of APS recipients from the classes of 2015-17 were employed in the Alaska labor force.

In contrast, those ineligible for the APS in these classes had an employment retention rate in Alaska of **61%-62%**. Of the APS-eligible students who did not accept the award, only **39%-42%** from the classes of 2015-17 were employed in Alaska 6 years after their high school graduation. Within this group, APS-eligible students who chose to enroll out of state had even lower Alaska employment retention rates, with only 24%-29% employed within the state 6 years after their graduation year.

Top Occupations in Alaska among high school graduates in FY2024 by APS Eligibility Status are summarized in **EXHIBIT 31**.

EXHIBIT 30

Percent of Graduates Employed in Alaska 6 Years after Graduation by APS Eligibility Status, Classes of 2015, 2016 and 2017



See Pg. 26-32 for **Appendices A-D**

- Page 26 | **Appendix A:** Methodology
- Page 27 | **Appendix B:** School District Data
- Page 29 | **Appendix C:** Verbatim Survey Responses
- Page 32 | **Appendix D:** Regional Mapping
- Page 32 | **Appendix E:** Graduating Class of 2020 & 2021 (EXHIBITS 32-34)

Top Occupations in Alaska among High School Graduates in FY2024 by APS Eligibility Status, Classes of 2015-2017 Combined

APS RECIPIENTS		APS ELIGIBLE, NO AWARD		APS INELIGIBLE	
%	OCCUPATION	%	OCCUPATION	%	OCCUPATION
6%	Retail Sales Workers	7%	Retail Sales Workers	9%	Retail Sales Workers
6%	Other Office and Administrative Support Workers	6%	Food and Beverage Serving Workers	6%	Construction Trades Workers
6%	Information and Record Clerks	6%	Construction Trades Workers	5%	Material Moving Workers
6%	Healthcare Diagnosing or Treating Practitioners	5%	Information and Record Clerks	5%	Food and Beverage Serving Workers
5%	Other Healthcare Support Occupations	5%	Other Office and Administrative Support Workers	4%	Other Office and Administrative Support Workers
4%	Food and Beverage Serving Workers	3%	Healthcare Diagnosing or Treating Practitioners	4%	Information and Record Clerks
4%	Engineers	3%	Other Healthcare Support Occupations	3%	Home Health and Personal Care Aides; and Nursing Assistants, Orderlies, and Psychiatric Aides
3%	Construction Trades Workers	3%	Secretaries and Administrative Assistants	3%	Other Healthcare Support Occupations
3%	Secretaries and Administrative Assistants	62%	Other Occupations	3%	Building Cleaning and Pest Control Workers
3%	Drafters, Engineering Technicians, and Mapping Technicians			2%	Cooks and Food Preparation Workers
3%	Computer Occupations			2%	Secretaries and Administrative Assistants
3%	Health Technologists and Technicians			2%	Financial Clerks
2%	Counselors, Social Workers, and Other Community and Social Service Specialists			2%	Vehicle and Mobile Equipment Mechanics, Installers, and Repairers
2%	Financial Clerks			2%	Other Installation, Maintenance, and Repair Occupations
2%	Financial Specialists			2%	Motor Vehicle Operators
43%	Other Occupations			45%	Other Occupations

Data Source (EXHIBIT 31): Alaska Department of Labor and Workforce Development, Research and Analysis Section

Appendix A

The Alaska Performance Scholarship (APS) aims to recognize the achievements of Alaska students during their high school years by granting scholarships to assist in funding in-state postsecondary education expenses. The Alaska Commission on Postsecondary Education (ACPE) engaged with Resource Data, Inc. to produce this report detailing program outcomes for the 2024 state fiscal year (FY).

Data Sources:

This report draws upon several data sets for its findings. The Alaska Commission on Postsecondary Education (ACPE) maintains and administers student-level data from the Alaska Student Aid Portal (ASAP). These data sets were leveraged by **Resource Data, Inc. (RDI)** to analyze student eligibility and APS program utilization between the years 2011 to 2023 (Fiscal Years 2012-2024). Note that the ASAP data for the academic year 2023-2024 (Fiscal Year 2024) is based upon October 2023, the latest available, and is considered preliminary.

In addition, this analysis uses data concerning the total number of Alaska public high school graduates and their demographics, which derive from the Alaska Department of Education and Early Development (DEED).

ACPE also collects student enrollment records from the National Student Clearinghouse (NSC). The merging of student-level data from DEED, ASAP, and NSC facilitated an aggregated data request regarding the percentage of Alaska high school graduates active in the state workforce during FY2022 (spanning from July 1, 2021, to June 30, 2022) from the Alaska Department of Labor and Workforce Development (DOLWD).

Each year ACPE conducts a survey aimed at APS-eligible students from the most recent graduating high school class. This survey, delivered via email, is designed to gain insights into how the Alaska Performance Scholarship (APS) influenced high school decisions and choices regarding post-secondary education. A total of approximately 1,200 survey invitations were sent to 2023 APS eligible high school graduates. A total of 258 responses were received.

Finally, each year ACPE receives aggregated data on educational persistence, credit hours attempted and achieved, and other characteristics from the University of Alaska (UA). The UA Data Strategy and Institutional Research Department performed the analysis of student-level data and subsequently furnished summarized statistics for inclusion in this report.



Appendix B

Public School Class of 2023 APS Headcounts, by School District:

SCHOOL DISTRICT	TOTAL GRADUATES	TOTAL APS ELIGIBLE	TOTAL FALL RECIPIENT	TOTAL AWARD (\$)
Other (Private/Home School)	13	11	7	\$13,079
Alaska Gateway Schools	21	1	-	\$0
Aleutians East Borough Schools	15	-	-	\$0
Anchorage Schools	2,712	516	156	\$274,637
Annette Island Schools	15	-	-	\$0
Bering Strait Schools	94	6	-	\$0
Bristol Bay Borough Schools	5	-	-	\$0
Chatham Schools	10	-	-	\$0
Chugach Schools	28	5	1	\$2,378
Copper River Schools	25	3	2	\$2,972
Cordova City Schools	20	8	2	\$4,161
Craig City Schools	15	3	1	\$2,378
Delta/Greely Schools	48	3	1	\$1,783
Denali Borough Schools	56	14	5	\$9,511
Dillingham City Schools	21	14	1	\$2,378
Fairbanks North Star Borough Schools	660	131	61	\$104,621
Galena City Schools	508	73	26	\$56,177
Haines Borough Schools	21	13	7	\$10,701
Hoonah City Schools	9	-	-	\$0
Hydaburg City Schools	2	-	-	\$0
Iditarod Area Schools	3	-	-	\$0
Juneau Borough Schools	292	69	22	\$38,047
Kake City Schools	7	-	-	\$0
Kashunamiut Schools	26	-	-	\$0
Kenai Peninsula Borough Schools	542	81	23	\$43,022
Ketchikan Gateway Borough Schools	133	23	5	\$11,890
Klawock City Schools	7	-	-	\$0
Kodiak Island Borough Schools	153	19	5	\$8,322
Kuspuk Schools	17	1	1	\$2,378

Data Source: Education & Early Development (DEED), ACPE Alaska Student Aid Portal data, and Resource Data calculations.

Note: Data have been suppressed to protect student confidentiality, indicated by "-."

APPENDIX B – Continued

*Public School Class of 2023
APS Headcounts, by School District*

SCHOOL DISTRICT	TOTAL GRADUATES	TOTAL APS ELIGIBLE	TOTAL FALL RECIPIENT	TOTAL AWARD (\$)
Lake and Peninsula Borough Schools	17	-	-	\$0
Lower Kuskokwim Schools	205	3	3	\$4,756
Lower Yukon Schools	91	1	-	\$0
Mat-Su Borough Schools	1,205	212	76	\$142,373
Mount Edgecumbe	81	12	6	\$10,701
Nenana City Schools	174	14	4	\$8,323
Nome Public Schools	39	7	-	\$0
North Slope Borough Schools	113	3	1	\$2,378
Northwest Arctic Borough Schools	119	2	1	\$1,783
Petersburg Borough Schools	22	7	1	\$1,189
Saint Mary's Schools	12	6	1	\$2,378
Sitka Borough Schools	80	14	3	\$5,944
Skagway Schools	9	3	1	\$2,378
Southeast Island Schools	8	-	-	\$0
Southwest Region Schools	33	-	-	\$0
Tanana Schools	3	-	-	\$0
Unalaska City Schools	29	16	3	\$4,755
Valdez City Schools	38	8	3	\$7,134
Wrangell City Schools	20	5	-	\$0
Yakutat City Schools	4	-	-	\$0
Yukon Flats Schools	10	1	-	\$0
Yukon-Koyukuk Schools	4	4	0	0
Yupiiit Schools	11	11	0	0
Yukon-Koyukuk	234	234	0	0
Yupiiit	19	19	0	0
TOTAL:	8,088	1,341	439	\$799,766

Data Source: Education & Early Development (DEED), ACPE Alaska Student Aid Portal data, and Resource Data calculations.
Note: Data have been suppressed to protect student confidentiality, indicated by "-"

Appendix C

Verbatim Comments Submitted by Respondents to the 2023 APS-Eligible Student Survey:

Comments are alphabetized and lightly edited for spelling and clarity.

Which of the following factors influenced your decision to not use the Alaska Performance Scholarship this academic year? "Other" responses:

Alaska colleges didn't have a good school for my interest in major

Exceeded tuition requirements from other sources, therefore the university cancelled my APS.

Financial Aid had to return my award due to other private scholarships.

I am saving the scholarship for next semester

I wanted to take a gap year to gain experience in the work place as well as to save money to supplement my educational needs

I was awarded during the 2023-2024 academic year, not the 2022-2023 year

I was still in high school

I was still in high school

I was still in high school, I am using now in 2023-2024 though.

I was still in high school 2022-2023

I was trying to decide what I what I wanted to do. And in addition, I couldn't get in touch with UAA. Lack of money for school was part of the hesitation.

I'm using it in the 2023-2024 academic year

No school in AK offered my major

Starting in 2024 after International Language Program

That was last year and I hadn't graduated yet

The program that I am in is for future teachers and I am working part time and going to college for less money than it would be to travel to Fairbanks to get my teaching certificate there.

Wanted a gap year, helping with family business.

Please share any comments about how the Alaska Performance Scholarship meets your needs and/or how it could be improved.

Advertise the scholarship more to students, make sure all high school students have heard of it way before their senior year.

APS allows me to go to college in Alaska while only working part time, and with that in addition to UA Scholars I don't have to pay for college. It heavily influenced my decision to stay in Alaska for college. In my high school I had taken lots of college classes at UAA, UAF, and UAS, so I had already proven I was college ready by the time I graduated high school. I wish the college would have made an agreements that if you have taken so many credits, or certain prerequisites at UAA then the SAT score would be unnecessary/waived. The SAT is there to show college readiness. I had all As in my college courses, and a high enough GPA for the highest level of APS scholarship, but my SATs put me down to the 2nd level.

APS have offered me a good amount that limited my university options to go to. It made my decision of staying instate

APS is great, it gives local High school students motivation to get good grades and go to a local college.

APS really helps in bringing down the cost of my tuition so that I don't need to take out loans this year, it would be great if the information for maintaining eligibility was more widespread at my school.

APS should not require SAT or ACT testing. Some students do not do well under pressure.

APS should process SAT scores from Junior year. It was extremely stressful and difficult to find out why I was qualified as ineligible even though I was. They blamed my high school, who had no control over it but thankfully my counselor was able to talk to someone in APS. I am very grateful for the money and opportunities APS has provided me with but the processes was unnecessarily complex and very frustrating.

Could be based on only GPA OR Test Scores. For example, I received a 4.0 all 4 years of my high school and only received the lowest level because I'm not a good test taker and tests don't determine one's intelligence. I believe grades (especially over such a long course of time) do a much better job proving determination and overall intelligence.

Even though I am a full time college student outside of Alaska, when I come home for the summers I will be using my APS to attend a community college.

Explain it better to freshman in HS. explain effects /opportunities after HS

I am glad the APS counts for up to 6 years past my high school graduation date! I appreciate the opportunity to come back to Alaska for my education if I would like to without losing that scholarship

I am really glad for the APS as it allows me to graduate debt free!

I am really grateful that I qualify and I will be able to use this award, but I wish information about continued eligibility and asap was more accessible.

I am so thankful to have the APS scholarship! Without it, I probably would not be in college.

I am thankful for the APS because it allows students 6 years after high school to use the scholarship. If I decide to go back to Alaska for college, I still have the scholarship available.

APPENDIX C — Continued

I didn't hear about the scholarship until after I had accepted attendance at a school outside of Alaska. If I had known about the scholarship before, I might have changed my decision.

I don't know if they already do this, but have a reminder email sent out to people who need to renew their application. Like email them that they need to reapply for FAFSA.

I feel that the APS is a very good thing as I feel it encourages people to do well in high school and, for some, stay in Alaska for post-secondary school. It's also nice that there are tiers to it so that more people have access to at least some awards. Maybe it can be improved by increasing the scholarship amount more, but to be fair it does help make college in Alaska pretty affordable.

I just think some bi yearly emails can be sent out to students with reminders of basic information and benefits and requirements of the APS

I just wish that I could have had certainty that I was going to get the award before the fall semester had basically started. I knew that I met the requirements, but it is nerve wracking to not have certainty in something that could have such a major impact on my college career.

I knew about it but didn't know how to apply or if I needed to

I may have had to take out some loans later in college if not for the aps

I plan to use the APS scholarship for training after I graduate from my apprenticeship program in 2028. I am grateful for the 6 year window that allows for this

I qualified under the WorkKeys criteria; however I feel I may want to pursue a degreed program and therefore will not be eligible for the funds. The amount offered even under Level 1 which I'm receiving is pretty low - attendance at UAF for a year is nearing \$30,000. I have to apply for and receive a lot of other scholarships in order to make ends meet, plus work part time. I will not take out a loan because I don't want to go into debt.

I really like being able to be proud of the work I did in High School to get good grades for future colleges and even scholarships. This scholarship is a great source of help and I am happy to be able to be considered for this.

I think awareness within the school system will impact the Alaska Performance Scholarship in a positive way because there have been many students in Fairbanks Alaska who didn't know they were eligible and found out too late.

I think clarity is a big factor, since I qualified for the highest level but only received the second level and I do not know why.

I think that APS is a fantastic program, however, the universities in Alaska don't have the best reputation for having consistent funding and education opportunities.

I think that perhaps a more detailed/ more easily accessible list/description would be helpful to understand if/what I can use it for, such as what programs and universities.

I think that there should be some money still awarded to those scholars who chose to attend college/vocational schools out of Alaska. They put in no less work than their counterparts, but received no money. Even if they don't get the full amount, I believe that they should be rewarded.

I think this is a great scholarship opportunity for a lot of students pursuing college/further education opportunities. It is a very generous award and I hope to be able to use it someday.

I understand the need for standardized tests, and I am not sure how to even go about this issue, but I, along with others I'm sure, have testing anxiety. The need for certain scores on specifically the standardized tests held me back from achieving the tier 1 APS. I qualified for it with my GPA, but due to my standardized test scores due to testing anxiety I got the lowest. I am still so grateful for that but it's just one difficulty I had with the APS. Otherwise great scholarship.

I was confused about the credits I received at King Tech because it said that the credit was worth 1 math and 1 science however APS only accepted one credit instead of 2 credits.

I was eligible for the APS yet was not awarded it even while currently in a vocational program

I was t sure of this scholarship so I'm not sure

I wish I had the option to still receive it even if I attended college part time, I am a full time student, full time employee, and full time caretaker and am having ongoing health issues. It would also be nice to be able to postpone the APS for a year or a semester and still be able to receive 6 years of assistance.

I wish it could apply to Alaskans going to most or all WUE schools

I would love if I could use it at my out of state college

I would not have been able to even think about attending college without the help of the the APS

I would recommend that there be as little paper work as possible. I know that this can drive people off from accessing this resource.

I'm currently having difficulty paying for college and this scholarship would help tremendously.

I'm really grateful for the APS, I like how you don't have to actually apply for it and that completing your FAFSA is you application

I'm not sure if I qualify for it, or if have it or not. It's been a while since I've thought about going to school after I graduated.

I'm very grateful to have the APS scholarship! Without it, I likely would not be staying in Alaska.

It could be improved in a number of ways. Not all academic programs are offered in Alaska or are considered good. The area of study for me is Physics which doesn't have a program in Alaska. Additionally, the program can be improved to allow the scholarship to be used out of state. Additionally, take into consideration the graduating class when determining the top 10%. I graduated from the Matsu Middle College High School whereas the majority of the students are higher achievers and the graduation class size is smaller. I have straight A's with the exception of 1 C that I received during an online class for AP English due to COVID. Once we returned to school the next semester I received an A in the same class because it was in person than on-line. This should have been taken into consideration as well when looking at overall academic performance. I could go on. I think the merit of the APS is there but it there a lot of grey in the area. Just because someone gradates in the top 10% of their class doesn't always demonstrate resilience or excellence. Many students face challenges every day that can affect their grades.

It could be made available to Alaska residents studying at institutions outside of Alaska.

It could be used for out of state colleges.

It could cover more of the cost of in state school.

It covers my tuition. Nothing needs to be improved on as of now.

It did a lot to help with funding my undergraduate program. The APS could use some help with being more accessible to students and more forward with how to get it.

It has greatly helped me through college financially

It has made college more affordable

APPENDIX C — Continued

It helped me pay for college.

It helps pay for college. It's reliable

It helps pay for my education, which is very important to me. The only thing I didn't understand when I was graduating high school was how my college would receive the scholarship.

It is a wonderful help and I wouldn't change a thing.

It is an easy process to apply and receive and it is very beneficial.

It is one of the major funds getting me through college and without it I wouldn't be able to pay for college without having to take on loans. I don't know all the details about the APS though, so having an easy access somewhere to get all the information would be great.

It is very helpful and I'm grateful that Alaska offers it.

It made me choose to study in AK, and let me study for the degree I want.

It meets my needs by decreasing the cost of my tuition. It can be improved by allowing students who attended Alaskan high schools to be able to use the APS in out of state universities.

It met my needs by allowing me to focus on my school and graduate sooner to start my life without being too in debt.

It should be for out of state school too

It took me multiple tries to hit the SAT score I needed for the highest tier of APS, which I paid for out of pocket. Other than that, all aspects of the APS are amazing and lead me to my current opportunities.

It truly helps me and encourages me to go to college giving me some insurance that I will have at least some money. I can rely on it, and it gives me a hope.

It wasn't the only scholarship I had but it was definitely one of the ones I strived to complete to the highest level.

It's good as it is.

It's good.

It's nice to know that if I need to return to Alaska for college I can still afford it with my APS scholarship.

It's okay

It's covered more of my college tuition so I don't have to worry about it as much.

Just more information would be nice. I was homeschooled so it was hard to get any information about it.

Making sure every school is on the same page, I was hearing one thing from one school's counselor and a completely different one from a different school counselor

Mandatory test scores seem ridiculous since colleges in Alaska do not require test scores to attend college.

More communication on whether you received it or not and how to keep receiving it.

More information in school would have helped me. Maybe a training.

More information on how to access APS money

More information to students. I only knew about it because my mom works in the education system and was very involved in my high school career.

Needs better advertising in school

None, thank you

Provide a waiting list for people who are close to the qualifications. For when many go out of state.

SAT requirement should be lowered

Thank you

The Aid Portal could use a slight rework; sometimes it can be a bit obtuse when trying to view my awards

The Alaska Performance Scholarship greatly aided me in paying for college. It motivated me to reach my academic potential through high school.

The Alaska Performance Scholarship helped me lessen the amount of cost I need to pay for college.

The Alaska Performance Scholarship helped me not have to pay out of pocket for my first semester at university.

The Alaska Performance Scholarship helps me to have enough funds to complete my education without needing to be working a job simultaneously the entire time. The APS meets its intended goal, but it could be advertised more effectively. Usually if I wanted to confirm something I had forgotten about the...

...requirements, I had to seek out my advisor. I probably could've found the information other ways, but I didn't know any other way off the top of my head.

The Alaska Performance Scholarship is a great opportunity, the communication with home schooled students for submitting everything they need to be eligible could be improved.

The Alaska Performance Scholarship is one of the main reason I stayed in Alaska for college. Without the Alaska Performance Scholarship, I would have a lot harder time paying for college. It has helped me tremendously.

The application process was very delayed and had trouble getting the scholarship to go through to UAF

The APS is a fabulous benefit to living in Alaska! I was not able to use it because the program I wanted to study was not available in Alaska - computer software engineering. I appreciated receiving the opportunity, though!

The APS is amazing and has helped me get through college with little to no student loans.

The APS program made it possible for me to go to college.

The only way I've been able to attend college is through the APS and UA Scholar scholarships. It's completely given me the opportunity to pursue a higher education.

The Scholarship, alongside the price of instate tuition, really incentivized me to stay in state.

The time it took to qualify and the time it took to see the money was sent to the school

There should be an option to either qualify with GPA OR testing scores but not both. With my GPA I could've got level two of APS but because I was less than 50 points off on my SAT, I wasn't eligible for the second level.

To be honest I'm not very sure, I don't know much about this program.

Very appreciated

Without APS I would be much more likely to attend community college rather than a 4 year university.

Appendix D

Region Mapping:

This report leverages the latest Alaska Districting information to map schools and locations to regions of Alaska. This mapping is outlined in the table to the right.

SENATE DISTRICT	REGION
T	Far North
P, Q, R	Interior
S	Southwest
C, D, E, G, H, I, J, K, M, N, O	Southcentral
A, B	Southeast

Appendix E

Graduating Class 2020 & 2021:

Due to COVID-19 challenges, APS eligibility testing requirements were temporarily waived for the graduating classes of 2020 and 2021. Analyzing the latest UA Data Strategy & Institutional Research Department data suggests several potential impacts.

NEEDING DEVELOPMENTAL COURSEWORK

Among APS-using freshmen in the fall of 2020 and 2021, there's an increased need for developmental coursework, with the fall 2021 cohort showing one of the highest rates in program history of **7%** (EXHIBIT 32). Both APS-using and non-APS cohorts entering in fall 2023 display among the **lowest rates** of freshmen requiring developmental coursework, at **24%** and **2%** respectively.

CREDIT COMPLETION & RETENTION

Two other subtle observations hint at potential impacts of COVID-19 challenges. First, APS-using freshmen entering in fall 2020 and 2021 displayed the lowest credit completion rates in program history at **79%** (EXHIBIT 33). Second, APS-using freshmen appeared less likely to persist into the subsequent academic year, with the retention rate during the 2021-2022 academic year reaching an all-time historical low of **56%** (EXHIBIT 34).

EXHIBIT 32

Percent of Non-APS and APS Using Freshmen Needing Developmental Coursework during Fall Entry, 2011-2023

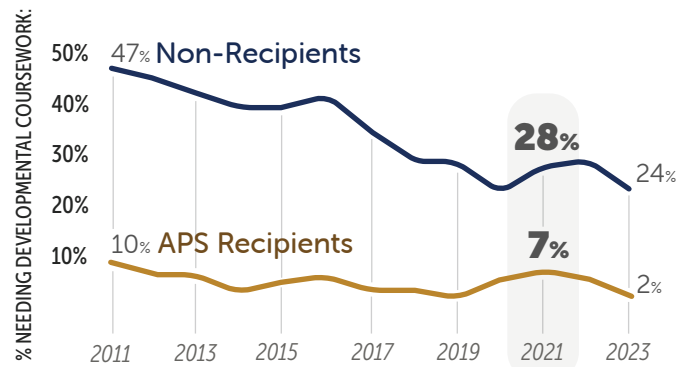


EXHIBIT 33

Percent of Non-APS and APS Using Freshmen Credit Completion Rates, 2011-2023

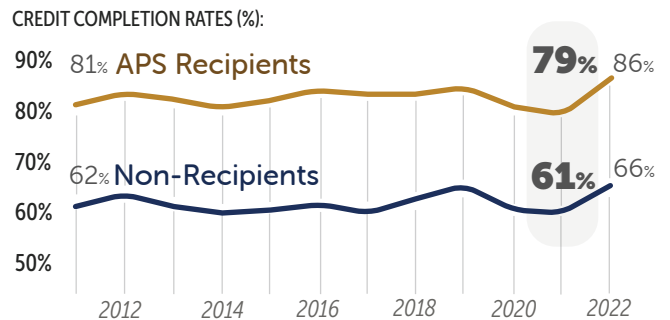
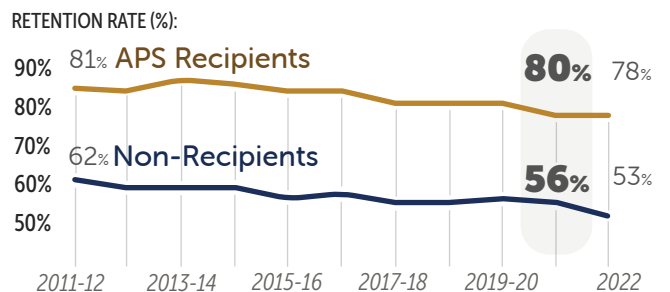


EXHIBIT 34

Percent of Non-APS and APS Using Freshmen Retained, 2011-2023



Data Source (EXHIBIT 32-34): Data supplied by universities via UA Information Systems: UA Decision Support Database, Fall 2011 - Fall 2022. Compiled by UA Data Strategy & Institutional Research Department.