



PollsParticipantsReportsTeams
 UpgradesHelp
 Presenter tips
 nj18

Alaska Higher Ed Summit Participant Summary 11/18/19

Current run (last updated Nov 20, 2019 7:32am)

8

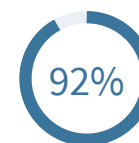
Polls

39

Participants

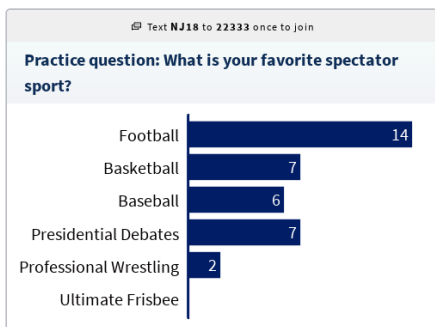
46

Average responses



Average engagement

Practice question: What is your favorite spectator sport?



Response options

Football

Basketball

Baseball

Presidential Debates

Professional Wrestling

Ultimate Frisbee

Count Percentage

14 39%

7 19%

6 17%

7 19%

2 6%

0 0%

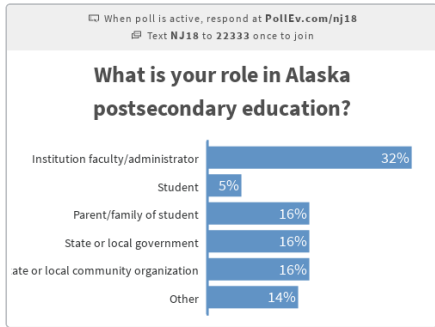


Engagement

36

Responses

What is your role in Alaska postsecondary education?



Response options

- Institution faculty/administrator**
- Student
- Parent/family of student
- State or local government
- State or local community organization
- Other

| Count | Percentage |
|-----------|------------|
| 18 | 32% |
| 3 | 5% |
| 9 | 16% |
| 9 | 16% |
| 9 | 16% |
| 8 | 14% |



56
Responses

What are the biggest challenges facing postsecondary education in Alaska?



Responses

- Balance Language and cultural barriers Barriers Underprepared Cultural norms
- Underprepared Social norms Outdated bootstrap mentality
- "Opportunity outside higher ed" Work-academic balance Student debt Colonialism
- Valued education ikayuitut Getting out of rural areas Colonialism
- Too many individual kingdoms. We lack linked opportunities Geography A
- Aligned Vision Cooperation Colonialism Completions Retention
- Expenses and barriers related to relocating to attend in person from rural Alaska
- Interest in AK school Access Little to no Postsecondary going culture
- Lack of enrollment Priorities Students preparation Access
- Rural Alaskan Students transitioning from villages to urban areas or outside of Alaska.
- Affordability Fiscal uncertainty Stable funding Enrollment and quality
- Professional development High income jobs that do NOT require higher education
- Colonialism Fear of life long debt Culture Financing access Degree relevance
- Funding Underfunded Attainment Retention Not valued Funding Funding
- Desire Access and financing Enrollment Access and funding
- Outreach to local students

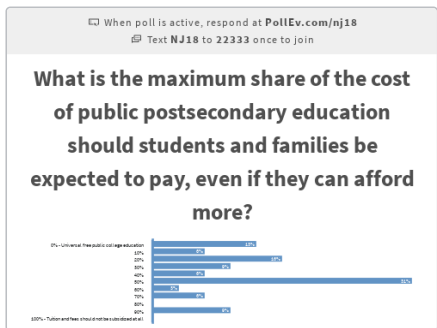


Engagement

57

Responses

What is the maximum share of the cost of public postsecondary education should students and families be expected to pay, even if they can afford more?



Response options

- 0% - Universal free public college education
- 10%
- 20%
- 30%
- 40%
- 50%**
- 60%
- 70%
- 80%
- 90%
- 100% - Tuition and fees should not be subsidized at all

Count Percentage

| | |
|-----------|------------|
| 4 | 13% |
| 2 | 6% |
| 5 | 16% |
| 3 | 9% |
| 2 | 6% |
| 10 | 31% |
| 1 | 3% |
| 2 | 6% |
| 0 | 0% |
| 3 | 9% |
| 0 | 0% |

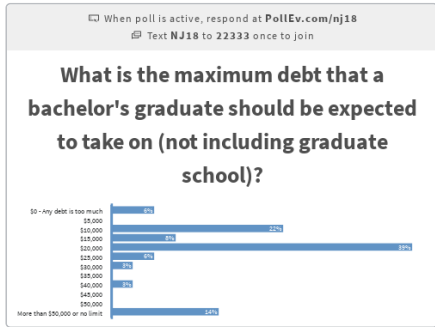


Engagement

32

Responses

What is the maximum debt that a bachelor's graduate should be expected to take on (not including graduate school)?



Response options

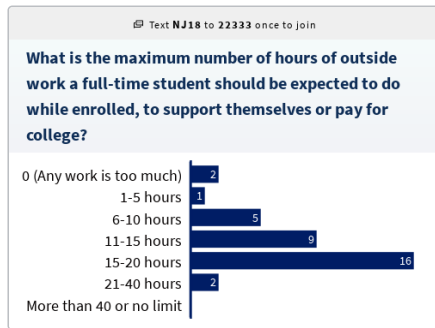
- \$0 - Any debt is too much
- \$5,000
- \$10,000
- \$15,000
- \$20,000**
- \$25,000
- \$30,000
- \$35,000
- \$40,000
- \$45,000
- \$50,000
- More than \$50,000 or no limit

| Count | Percentage |
|-----------|------------|
| 2 | 6% |
| 0 | 0% |
| 8 | 22% |
| 3 | 8% |
| 14 | 39% |
| 2 | 6% |
| 1 | 3% |
| 0 | 0% |
| 1 | 3% |
| 0 | 0% |
| 0 | 0% |
| 5 | 14% |

92% Engagement

36 Responses

What is the maximum number of hours of outside work a full-time student should be expected to do while enrolled, to support themselves or pay for college?



Response options

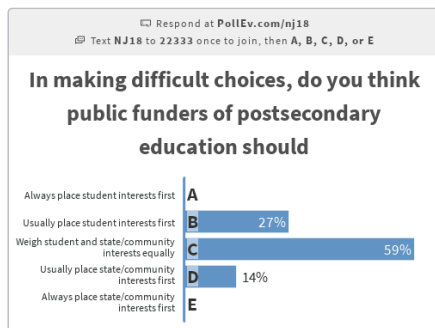
- 0 (Any work is too much)
- 1-5 hours
- 6-10 hours
- 11-15 hours
- 15-20 hours**
- 21-40 hours
- More than 40 or no limit

| Response options | Count | Percentage |
|--------------------------|-----------|------------|
| 0 (Any work is too much) | 2 | 6% |
| 1-5 hours | 1 | 3% |
| 6-10 hours | 5 | 14% |
| 11-15 hours | 9 | 26% |
| 15-20 hours | 16 | 46% |
| 21-40 hours | 2 | 6% |
| More than 40 or no limit | 0 | 0% |



35 Responses

In making difficult choices, do you think public funders of postsecondary education should



Response options

- Always place student interests first
- Usually place student interests first
- Weigh student and state/community interests equally**
- Usually place state/community interests first
- Always place state/community interests first

| Response options | Count | Percentage |
|--|-----------|------------|
| Always place student interests first | 0 | 0% |
| Usually place student interests first | 10 | 27% |
| Weigh student and state/community interests equally | 22 | 59% |
| Usually place state/community interests first | 5 | 14% |
| Always place state/community interests first | 0 | 0% |



37 Responses